



Baillie Gifford UK Growth Trust

Investment companies | Annual overview | 26 September 2023

A recipe for a rerating

As the fund with most growth-orientated investment style amongst its peers (see page 21), Baillie Gifford UK Growth Trust (BGUK) has faced particularly strong headwinds during the last 18 months, as investors have either sought sanctuary in value and defensive stocks, or pulled money out of equities altogether, often in favour of fixed income stocks which are now offering a better rate of return than they have for some time.

Despite these challenges, BGUK has provided a **net asset value (NAV)** total return of 4.9% over the last year (peer group average of 3.3% - see page 22) and at an operational level its companies continue to perform well. The managers have reiterated their long-term confidence in the portfolio, and whilst acknowledging recession risk has increased, they note that BGUK's companies are financially sound and have resilient balance sheets.

Both the UK and growth stocks are looking cheap, and BGUK is trading at a **discount to NAV** that is significantly above its longer-term average. This could be a recipe for a strong rerating when the outlook improves, particularly now that there are signs that inflation is coming under control.

Focused portfolio of UK growth equities

BGUK aims to achieve capital growth by investing in a concentrated portfolio (35–65 companies) of UK equities, with the aim of providing a total return in excess of the FTSE All-Share Index. The portfolio will predominantly comprise constituents of the FTSE 350 Index, but where appropriate, it may also include constituents of other indices, convertible securities, and equity-related derivatives for efficient portfolio management purposes. BGUK may also invest up to 10% of its total assets in unlisted investment opportunities (at the time of initial investment).

Sector	UK All Companies
Ticker	BGUK LN
Base currency	GBP
Price	157.60p
NAV	181.63p
Premium/(discount)	(13.2%)
Yield	2.2%



The UK and growth stocks looking cheap, plus BGUK's discount is significantly above its longer-term average.



BGUK's companies continue to operate well and its managers reiterate their long-term confidence in the portfolio.



A recipe for a strong rerating particularly with signs inflation is coming under control.





Contents

Fund profile	4
Managers' view	4
Investment philosophy and process	6
Asset allocation	8
Portfolio characteristics	9
New additions and exits	10
Top 10 holdings	11
Performance	13
Results for the year ended 30 April 2023	15
Top positive contributors to performance for the year to 30 April 2023	16
Top negative contributors to performance for the year to 30 April 2023	18
Peer group	20
Dividend	25
Premium/(discount)	26
Share issuance and repurchases	27
Fees and costs	27
Capital structure and life	28
Management team	30
Board	30
Recent share purchase and disposal activity by directors	31
Previous publications	32

Domicile	England & Wales
Inception date	8 July 2005
Manager	Iain McCombie and Milena Mileva
Market cap	236.6m
Shares outstanding (exc. treasury shares)	150.1m
Daily vol. (1-yr. avg.)	255.6k shares
Net gearing	4.8%

[Click for our previous annual overview note](#)



[Click for an updated BGUK factsheet](#)



[Click for BGUK's peer group analysis](#)



Analysts

Matthew Read
mr@quoteddata.com

James Carthew
jc@quoteddata.com

David Johnson
dj@quoteddata.com

[Click to provide feedback to the company](#)



[Click if you are interested in meeting BGUK's managers](#)



[Click for links to share trading websites](#)



At a glance

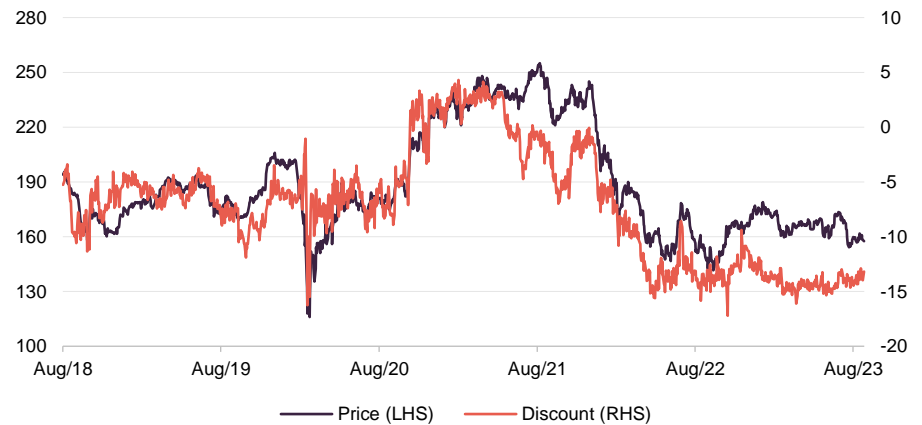
Share price and discount

BGUK's discount to NAV remains wide relative to its own history but this pattern is also seen for its peer group (see page 26) and is a reflection of higher interest rates, designed to combat higher inflation, which tend to put pressure on growth strategies. The managers look for growth stocks with an edge, which should be better placed to weather a recession, on average, while outperforming over the longer term. There could be a sharp reversion of BGUK's discount when the economic cloud lifts.

Performance over five years

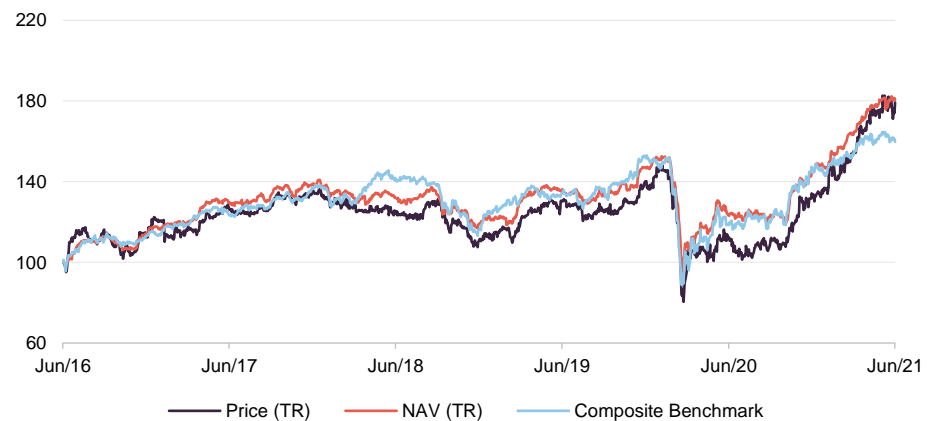
Inflation has shown signs of abating, bringing the potential for a slowdown and eventually a reversal of interest rate rises, but recession risk remains, and growth is still under a cloud. Current valuations suggest the market is pricing in particularly negative outcomes for growth stocks. However, if the interest rate and growth outlook turn out to be better than the market is currently expecting, this could trigger a rotation back into growth, which could be sharp.

Time period 31 August 2018 to 25 September 2023



Source: Morningstar, Marten & Co

Time period 31 August 2018 to 31 August 2023



Source: Morningstar, Marten & Co

Year ended	Share price total return (%)	NAV total return (%)	MSCI UK total return (%)	MSCI UK Growth total return (%)	MSCI World total return (%)
31/08/19	(8.2)	(5.5)	1.3	12.5	7.6
31/08/20	6.0	3.6	(16.0)	(4.4)	6.8
31/08/21	40.1	32.3	23.8	19.7	26.8
31/08/22	(36.2)	(26.9)	9.2	(1.2)	0.9
31/08/23	4.5	4.9	5.4	6.8	6.7

Source: Morningstar, Marten & Co

Fund profile

Focused UK growth equities portfolio

Further information can be found at Baillie Gifford's website:

www.bailliegifford.com

BGUK aims to achieve capital growth predominantly by investing in a portfolio of UK equities, with the aim of providing a total return in excess of the FTSE All-Share Index. The company invests in a relatively concentrated portfolio of between 35 and 65 companies, the majority of which are constituents of the FTSE 350 Index.

The managers take a stock-picking (or **bottom up**) approach, and the size of individual stock holdings depends on the managers' degree of conviction on the investment case, not the stock's weight in any index. BGUK may, if appropriate, use **convertible securities**, and equity-related **derivatives** for efficient portfolio management purposes.

Baillie Gifford took over the management of BGUK's portfolio at the end of June 2018 and has been managing it for just over five years now.

About the managers

Well-resourced investment team.

Baillie Gifford has 177 investors/analysts, spread across 22 teams, most of whom are based in its Edinburgh office. It is structured as a partnership and encourages a collegiate approach to managing money, although it allows its portfolio managers the freedom to have the final say about their portfolios. It managed or advised on about £230.3bn at the end of June 2023, of which £13.2bn was invested in UK equities. BGUK is co-managed by Iain McCombie and Milena Mileva (see page 30 for brief biographies of the managers).

Constructed without reference to a benchmark

BGUK's benchmark is the FTSE All-Share Index, although the portfolio is not constructed with reference to this or any other benchmark index. We have substituted the MSCI UK Index for the All-Share in this report and have also included comparisons against the MSCI UK Growth Index and the MSCI World Index.

Managers' view

Tough environment for growth continues

The pace of interest rate increases may slow as inflation appears to be coming under control.

In our last note, we discussed the impact that rising interest rates, designed to choke off rising inflation, was having on the ratings and outlook for growth stocks in the UK, which BGUK's managers described as a perfect storm. Moving on a year, and while economic growth remains fractionally positive, interest rates have moved higher. Now, there are signs that the pace of increases may slow as inflation appears to be coming under control, but the UK economy continues to teeter on the edge of a recession. **Yield curves**, for example, are clearly inverted (traditionally a strong predictor of an oncoming recession) and recent purchasing manager index (PMI) data, which has seen sharp shifts downwards for both manufacturing and services, suggest the same (note – the PMI is an index that summarises whether market conditions are expanding, staying the same, or contracting, from the perspective of purchasing managers). Against this backdrop, investors continue to

At an operational level, BGUK's companies continue to perform well.

A bias to mid and smaller companies has been unhelpful.

Market is not discriminating between good and bad companies, which creates opportunities.

The managers are focused on the long-term opportunity and are avoiding the distractions of short-term market noise.

hole up in a relatively narrow group of 'safe stocks' eschewing growth stocks (unless they are linked to artificial intelligence) and favouring value in the process.

At an operational level, BGUK's companies continue to perform well in aggregate. Some areas, such as a selection of its financials holdings, have even benefitted from a higher-interest-rate environment. However, broadly speaking, rising interest rates have been negative for equities, as investors switch into bonds and cash deposits that are attracting higher returns. Growth equities (where a larger proportion of their value is being more heavily discounted from the future) continue to be at the sharp end of the malaise.

BGUK's relative bias towards mid- to smaller companies has continued to be a headwind as these have generally been more affected. Also, as discussed in the peer group section on page 20 onwards, BGUK has arguably faced the strongest headwinds, given that it has the strongest growth focus within its peer group.

In comparison, the broader UK market has benefitted from its significant exposure to banks and oil stocks, which have generally performed well, while BGUK's relative performance has suffered because of its more limited exposure to these areas.

Portfolio turnover has remained low. The managers feel that the market has continued to derate both good and bad companies with little discrimination between the two, but note that this throws up opportunities for longer-term patient investors. The managers continue to have long-term confidence in the trust's underlying assets and, although nothing is immune in a recessionary environment, they believe that BGUK's companies should do better than most as they are financially sound and have resilient balance sheets.

Managers' long-running themes remain intact

As we have discussed previously, BGUK managers are looking for companies that have a number of key attributes (see page 8). Given their bottom-up approach, they do not set out to have exposure to a particular theme, however when looking across the portfolio it is possible to group holdings into broad themes the managers are excited about.

The key themes are detailed below but, to recap on their approach, the managers like tech generators or tech-enabled companies, as well as companies that are research and development-driven (R&D-driven), as they believe that significant value can be created with innovation. The managers say that, whilst growth investing remains under a cloud, the managers' long-term outlook hasn't changed and so their key categories and the underlying trends that support them are unchanged.

Growth financials continue to be a significant part of the portfolio, reflecting the strong secular growth opportunities available here (for example, with an ageing population, the move away from defined-benefit pension schemes and the trend towards self-investment). It should also be no surprise that the managers are sticking to their knitting and are continuing to focus on the long-term opportunity and are avoiding the distractions of short-term market noise.

Key portfolio areas are as follows (figures as at 30 April 2023):

- Growth financials (6.8%) – Hargreaves Lansdown, Legal & General, AJ Bell, Hiscox, St James's Place, Helical, Wise, Prudential, IG Group, Lancashire

Holdings, Just Group and IntegraFin (these names are unchanged versus a year earlier).

- Market share gainers (19.1%) – Ashtead, Bunzl, 4imprint, Inchcape, Volution Group and Howden Joinery (HomeServe has left this group due to its takeover).
- Big brands (11.5%) – Games Workshop, Diageo and Burberry (these names are unchanged).
- R&D innovators (9.8%) – Genus, Wayve, Abcam, Oxford Nanopore, Exscientia, Creo Medical and Renishaw (these names are unchanged versus a year earlier).
- The digital enterprise (7.6%) – Kainos, FDM, Softcat, Molten Ventures and FD Technologies (as discussed on pages 10 and 11, Softcat and Kainos are new additions).
- The digital consumer (7.5%) – Rightmove, Boohoo.com, Farfetch, Naked Wines, Games Workshop, Auto Trader, Diageo and Burberry (Just Eat takeaway.com has been exited in its entirety).
- Niche industrials (7.4%) – Victrex, Bodycote, Halma, and PageGroup (these names are unchanged versus a year earlier).
- Data, data everywhere (6.2%) – RELX and Experian (Euromoney Institutional Investor exited the portfolio due to a takeover).
- Commodities (2.5%) – Rio Tinto (unchanged – our previous notes have included a discussion of the rationale underpinning the Rio Tinto holding, which readers may wish to review although, to recap, the managers think Rio has a portfolio of high-quality assets that will benefit from growing demand for their commodities).

Investment philosophy and process

The underlying approach

Baillie Gifford believes that markets are inefficient at pricing long-term growth, especially over a time horizon of at least five years, and that this creates an opportunity to generate **alpha**. For this reason, it aims to encourage a culture of long-term thinking within the firm. Baillie Gifford believes that there is persistence of good company management, business models and stock prices. This translates into a culture of 'sticking with the winners'.

Three-stage team-based approach

As an investment house, Baillie Gifford has a strong emphasis on using a team-based approach, as it believes that teams make better decisions than individuals. Integral to this is a culture of debate, with a challenge-driven mentality across the firm. Baillie Gifford could be considered as effectively being made up of a small number of investment teams with different strategies.

Markets are inefficient at pricing long-term growth

The UK equities team uses a consistent three-stage approach that comprises:

- discovery;
- debate; and
- decision.

There are two lead portfolio managers on the team: Iain McCombie (the head of the team) and Milena Mileva (BGUK's co-managers – see page 30 for their biographies). The team also has a head of research, a permanent investment analyst as well as a number of graduates from the company's graduate programme (these rotate every 12 months). In addition, the team has two dedicated environmental, social and governance (ESG) analysts who are embedded within the UK team's investment framework.

Stage 1 – Discovery

This is the idea-generation part of the process. Every six weeks the team has their prospects meeting, which sets the research agenda for the following six weeks (the UK stock universe is 500+ stocks and the team has a priority list of around 200 companies). Baillie Gifford holds the view that it is important for both portfolio managers and analysts to carve out time to do their own research. This is part of their objectives and helps to keep them accountable for their investment decisions (as discussed below, while there is considerable debate around stocks, the lead portfolio managers make the final decision).

For the prospect meeting, team members bring along 'half-formed' ideas to discuss (an analyst or portfolio manager may have seen something that has caught their eye and open it up to the wider group). The discussion is open-minded and constructive. Baillie Gifford does not believe in coverage for the sake of having coverage. For example, even if a stock is large, the team will not cover it unless it has a credible long-term growth investment case. That's not to say that the team does not keep an eye on the broader market; they will look at such stocks when looking at the competitive landscape, for example.

In the discovery stage, the team can draw on external research providers and other in-house teams, but Baillie Gifford tries to encourage analysts to hunt for new ideas. They are encouraged to follow their enthusiasms and look at things they are drawn to and are excited about. This frees the analysts, who are all generalists, allowing them to get a broader perspective. It is noteworthy that the analysts are not divided along sector lines and there is no concept of 'maintenance research' at Baillie Gifford. When the team is talking to companies, the conversations with their management teams focus on the long-term prospects of the business.

Iain and Milena are able to draw on the resources of the whole investment team when analysing companies, and can sit in on meetings with companies outside their geographic remit. This is especially beneficial when trying to identify how companies compare with competitors domiciled in other markets.

Stage 2 – Debate

The debate stage is the most important stage of the investment process. It is structured around a concise investment note which, for the UK equities team, is limited to a maximum of three pages, to keep the arguments focused with a clear recommendation at the end (there is, however, no limit on the number of supporting

pages that can be attached to the back of the note). Notes are structured around Baillie Gifford's five-question framework:

- **Edge – why is a stock interesting?** This focuses on the industry background, company-specific factors, competitive position and key issues pertinent to the investment case.
- **Growth – what will it look like in five years?** This focuses on sales, profit margins and the capital allocation.
- **Sustainability – what are the governance and sustainability considerations not considered elsewhere in the report?** This focuses on management alignment, board structures and sustainable business practices.
- **Valuation – should we own it?** This focuses on the company's valuation, the reasons why a company should trade well, and the likely valuation in five years and beyond.
- **Discipline – what would make us sell?** This focuses on the key risks and any non-negotiables of the investment case.

In addition, another member of the team will be appointed to play the role of devil's advocate ahead of the discussion. The purpose of this is to uncover assumptions and challenge these so that ultimately a superior recommendation can be reached. One member of the team takes detailed minutes of these discussions, which provide a base line for the team for future discussions. Specifically, these minutes record the risks identified around a stock as well as the reasons for selling. This is important, as it acts as a barrier to analysts and portfolio managers from shifting the goalposts on stocks over time, forcing them to retain their objectivity.

Stage 3 – Decision

In terms of portfolio construction, whilst the team actively discusses all of the stocks, the final decision as to what stocks enter the portfolio is down to the lead manager or managers of the respective portfolios. This is designed to give individual accountability on top of the team discussion.

Sell discipline

In terms of sales, loss of faith in a company's management is an instant trigger for a sale. The managers also sell if they feel that a business model is not working, or if the market has caught up with their expectations for a company.

Asset allocation

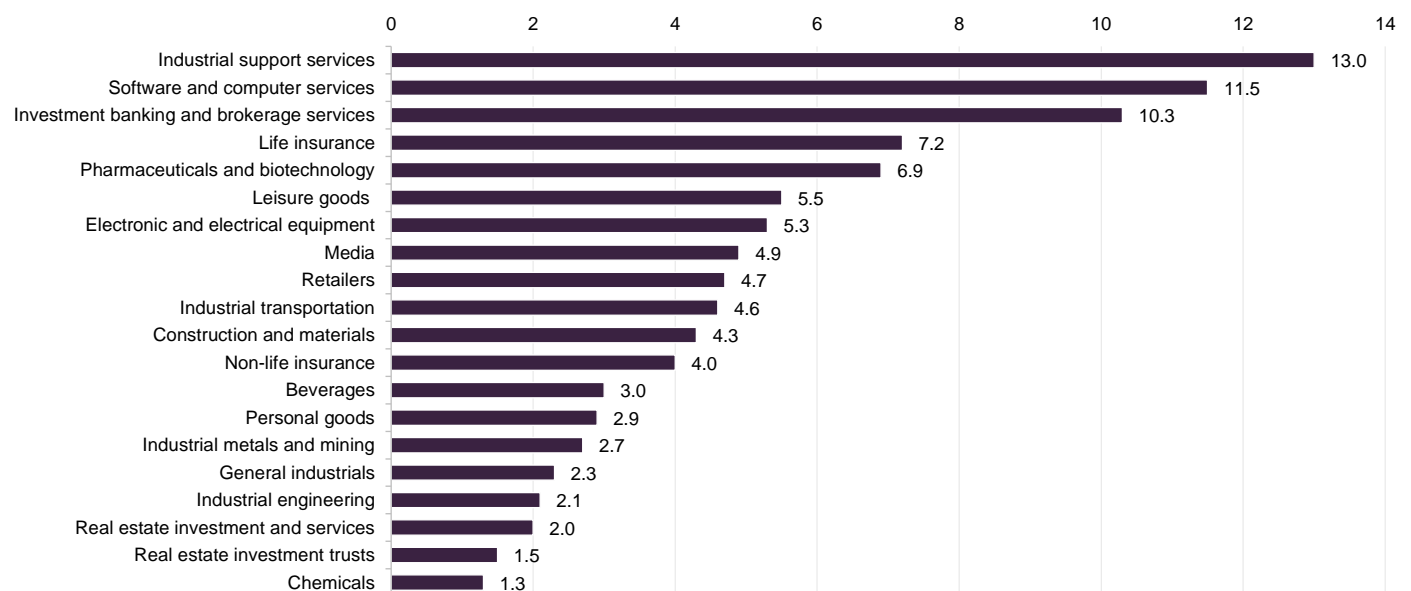
As at 31 July 2023, BGUK's portfolio had 45 holdings, a decrease of three over the previous 12 months. As illustrated in Figure 6, the portfolio is reasonably concentrated with the top 10 holdings accounting for 38.9% of BGUK's total assets as at 31 July 2023; an increase of 0.8 percentage points over the previous 12 months.

Figure 1 provides a breakdown of the portfolio by sector as at the end of July 2023 and illustrates the diverse nature of the investment ideas within the portfolio, which has been a feature since Baillie Gifford took over management in 2018. We would remind readers that while this provides a useful illustration, the allocations are a

result of the managers' stock selection decisions and will change based on these, rather than big macroeconomic views. In addition, readers should note that there are large chunks of the market to which BGUK offers no exposure. However, this should be expected of a concentrated growth portfolio that is not constructed with respect to a benchmark.

Reflecting the long-term approach that the managers follow, portfolio turnover tends to be very low (5.1% for the last financial year and 5.3% for the year prior) and so the allocations displayed in Figure 1 tend to change gradually. Unsurprisingly, given the managers' focus on maintaining a focused portfolio of individual growth ideas, the active share tends to be high (it is currently around 85%, which is in line with its long-term average).

Figure 1: Sectoral allocation as at 31 July 2023

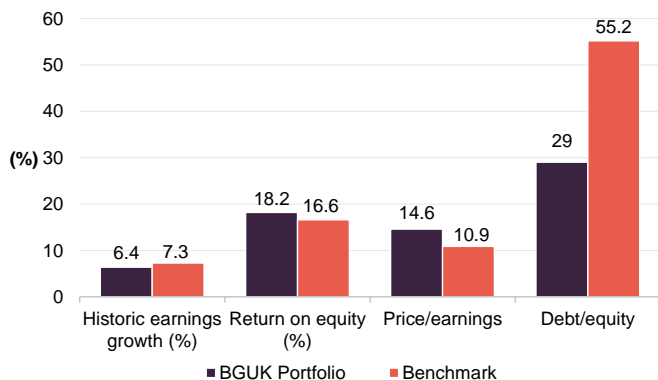


Source: Baillie Gifford UK Growth

Portfolio characteristics

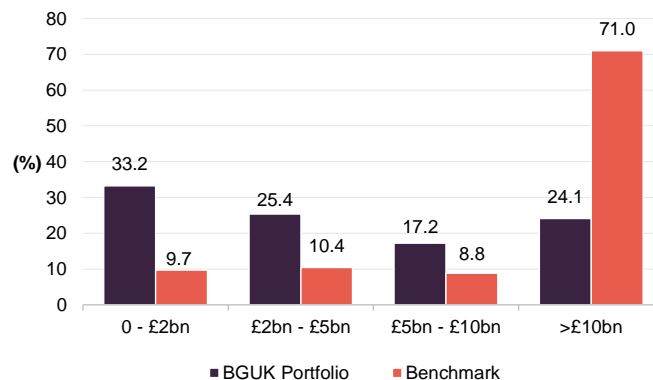
As illustrated in Figure 2, BGUK has a markedly different portfolio to the benchmark. As we have previously noted, BGUK's portfolio trades at a significant valuation premium to the benchmark, it has a superior return on equity and has much lower debt levels. As illustrated in Figure 3, BGUK's portfolio continues to have a strong bias to mid-cap and small-cap stocks when compared to the benchmark. This is not something that its managers set out to achieve, but is a result of their stock selections and, moreover, reflects where they have been able to find the best opportunities. Details of these characteristics were also included in our September 2022 note, and comparison of Figures 2 and 3 with their earlier versions shows that both the valuation differentials and market cap characteristics are comparable to a year prior.

Figure 2: BGUK portfolio valuations versus benchmark as at 30 April 2023



Source: Baillie Gifford, Marten & Co. Note Historic earnings growth is trailing five years. Return on equity and Price/earnings is based on 12-month forward estimates. Debt/equity excludes financials.

Figure 3: BGUK portfolio market cap split versus benchmark as at 30 April 2023



Source: Baillie Gifford, Marten & Co

New additions and exits

Reflecting the managers' low-turnover approach, the number of stocks entering and exiting the portfolio in a given year is likely to be limited. For example, during the year ended 30 April 2023, two new positions were added: Softcat and Kainos (down from five additions for the previous year), while two positions were exited in their entirety: HomeServe and Just Eat Takeaways (down from three exits for the prior year). There were just five notable additions to positions during the year: Experian, Wise, AJ Bell, IntegraFin and Bodycote. The two new positions, which are discussed below, are both in IT services.

The HomeServe disposal, which was highlighted in our September 2022 note as a possible exit, was the result of an opportunistic takeover by Brookfield Partners. Although BGUK's managers felt that the company should have commanded a higher price, HomeServe's founder and major shareholder accepted the bid, which the managers say made it hard to fight.

Softcat – Differentiated by strong culture and low attrition rates

Softcat (www.softcat.com) is a value-added reseller of IT infrastructure (both software and hardware), primarily to small and medium enterprises (SMEs) in the UK. It has around 12,500 customers, including BGUK's manager. The holding benefits from the long-term structural trend of growing IT expenditure.

BGUK's managers say that hardware and software sales are both people businesses and Softcat benefits from having a strong corporate culture. This means that its rate of staff attrition is very low, which sets it apart from its peers in an industry where employee turnover tends to be high, given a strong focus on sales culture. This continuity allows Softcat to foster much more regenerative customer relationships, allowing it to drive forward its sales to existing customers over time.

Figure 4: Softcat share price (GBp)



Source: Bloomberg

Figure 5: Kainos share price (GBp)



Source: Bloomberg

Kainos – digital transformation consultancy

Kainos (www.kainos.com) is a provider of IT consultancy services whose business is split into three different operating divisions: digital services, Workday services, and Workday products (Workday is a system that helps companies to manage their payrolls, benefits, HR and employee data and Kainos was one of the first Workday partners). Primarily, the business helps its customers to implement digital transformation projects to allow their businesses to function more effectively. Kainos also offers HR software that can improve efficiency by replacing on-premise staff with what it describes as ‘intelligent automation’.

Whilst – in an environment of growing IT needs – this a growth business, BGUK’s managers comment that Kainos is well-positioned to help its customers find efficiencies which are even more important when the economic backdrop becomes more challenged. This gives its earnings defensive characteristics. The managers comment that Kainos’s underlying markets are growing nicely, and have done so consistently, and that, like Softcat, Kainos benefits from a strong corporate culture, which allows it to leverage its existing customer relationships in a similar way. BGUK’s managers comment that both Softcat and Kainos are genuine growth companies that are investing in the UK despite the bigger picture, and they will come out on the other side stronger, in their view.

Top 10 holdings

Howden Joinery and Wise have moved up into the top 10.

Figure 6 shows BGUK’s top 10 holdings as at 31 July 2023 and how these have changed over the 12 months. Reflecting the managers’ long-term, low-turnover approach, most of the top 10 portfolio holdings will be familiar to regular followers of BGUK’s portfolio announcements.

New entrants to the top 10 are Howden Joinery and Wise. Names that have moved out of the top 10 are Rightmove and Renishaw.

We discuss some of the more interesting developments in the next few pages.

Figure 6: Top 10 holdings as at 31 July 2023

Holding	Sector	Business	Portfolio weight 31 July 2023 (%)	Portfolio weight 31 July 2022 (%)	Percentage point change
Games Workshop	Consumer discretionary	Table top games manufacturer/retailer	5.5	3.8	1.7
Auto Trader	Technology	UK second hand car advertising portal	4.4	4.4	-
Ashtead	Industrials	Construction equipment rental	4.4	3.6	0.8
Volution Group	Industrials	Ventilation equipment supplier	4.1	4.4	(0.3)
Experian	Technology	Financial information services	3.9	3.8	0.1
Abcam	Health Care	Online antibody supplies	3.8	3.4	0.4
Howden Joinery	Industrials	Manufacturer/distributor of kitchens to trade	3.4	3.2	0.2
Wise	Financials	Online payments platform	3.3	1.3	2.0
St. James's Place	Financials	UK Wealth management	3.2	4.3	(1.1)
Diageo	Consumer staples	Alcoholic beverages	3.1	3.6	(0.5)
Total of top five			22.3	20.7	1.6
Total of top 10			38.9	38.1	0.7

Source: Baillie Gifford UK Growth, Marten & Co

Figure 7: Games Workshop share price (GBp)



Source: Bloomberg

Games Workshop (5.5%) – sticky revenues following pandemic with strong potential from licensing its intellectual property

Games Workshop ([games-workshop.com](https://www.games-workshop.com)) is a British manufacturer of products for playing fantasy tabletop games using figurines that the customer paints themselves. It is best known for its Warhammer and Warhammer 40,000 series of products.

The company was a pandemic beneficiary (a lot of people got into games and hobbies during the lockdowns) and Games Workshop had been expected to give back some of this performance, but this has not happened and the increased revenue and earnings have proved to be sticky. The company has invested to support its long-term growth, bringing production and distribution closer together, so it is getting much better engagement with its customers. Reflecting this, it is getting good traction overseas, particularly in China and Japan.

The company's licensing business, which is very high-margin, is doing well (there are plans for Amazon to do a TV series based on Warhammer). BGUK's managers believe that, if this is well executed, it will elevate the brand and create a virtuous circle driving sales. However, they caution that the company needs to be careful as this is outside of its core business and could weaken the brand if not done properly. Nonetheless, they think that the company's intellectual property (IP) is very deep and appealing (the Warhammer IP has been particularly helpful to the share price),

and the company has pricing power. The company is also undertaking a product refresh and is making its products easier to access.

Howden Joinery (3.4%) – continues to build on record revenues despite more challenging market backdrop

Figure 8: Howden Joinery share price (GBp)

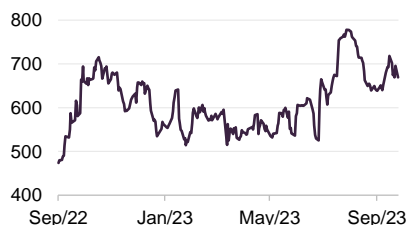


Source: Bloomberg

Howden Joinery (howdens.com) is a manufacturer and distributor of kitchens and other joinery products (for example doors, skirting boards, architrave, mouldings and floors) to the building trade in the UK. Founded in 1995 with just 14 depots, the company now has 821 depots in the UK and 67 in Europe. It attributes the strength of its growth to its trade-only model, which it says ensures that its products are fitted to a high standard.

The company, which is a long-term growth success story, posted record revenue of £2.3bn for 2022, up 10.8% on 2021 and despite a more-challenging marketplace in 2023, posted first-half revenue growth of 1.5% year-on-year to £926.9m. The UK business delivered revenue growth of 0.6% and the international business delivered 33.6%, with an overall gross profit margin of 61%. Operating costs remained at comparable levels, with efficiency savings offsetting cost inflation.

Figure 9: Wise share price (GBp)



Source: Bloomberg

Wise (3.3%) – disintermediating global money-transfer services

We discussed Wise (wise.com) in our September 2022 note, highlighting it as a new addition to the portfolio which the managers had taken the opportunity to add following a savage sell off (see pages 14 and 15 of that note). The stock has recovered somewhat since, but as is illustrated in Figure 9, the share price has exhibited some volatility and the managers have continued to make opportunistic purchases on share price weakness. To recap, Wise is a London-based fintech company that provides an online platform to send and receive money internationally at low cost, thereby disintermediating (offering an alternative that cuts out the middleman) the international money-transfer services of the traditional banks that have historically charged a premium for this relatively simple service.

BGUK's managers continue to think Wise's strong customer proposition provides a long runway for continued market share gains in what is a large, global, cross-border market. As we have previously discussed, BGUK's managers have known the stock for some time (it was held in Baillie Gifford's private company portfolios prior to its initial public offering or IPO) and consider that the company has continued to develop well.

Performance

The team at Baillie Gifford have been managing BGUK's portfolio for over five years, having assumed responsibility for it with effect from 30 June 2018. A lot has happened during that time (Brexit, which officially went live in January 2020; the onset of COVID-19, with a subsequent growth rally and volatility as markets reacted to news on progress with vaccines; the invasion of Ukraine, with its impact on European energy markets in particular; and, more recently, significant interest rate rises in response to rapidly rising inflation).

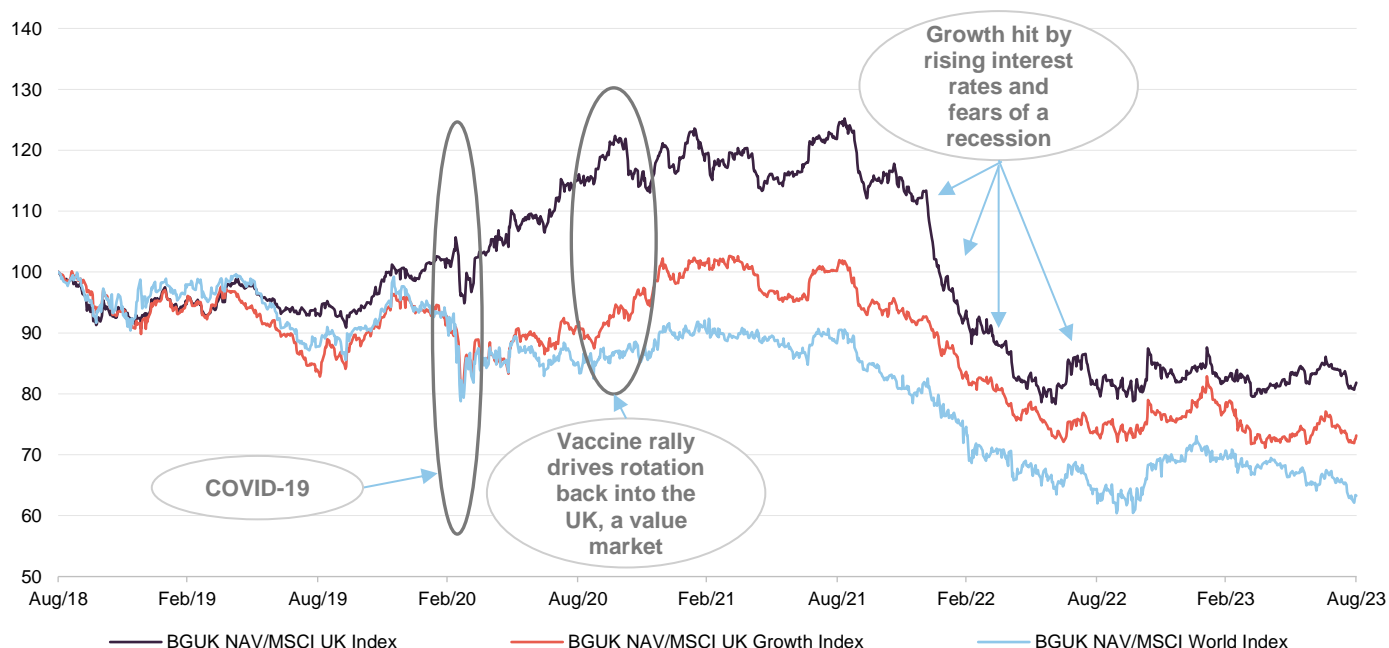
Up-to-date information on BGUK and its peers is available on the [QuotedData](https://www.quotedata.com) website.

As we have discussed previously, BGUK's NAV total return outperformed that of the broader UK market (as measured by the MSCI UK Index) both in the run-up to COVID and then during the growth rally that followed, where it benefitted significantly.

The outperformance of the UK market broadly stabilised following the vaccine rally in November 2020 and BGUK held on to this outperformance (albeit with marked periods of out- and under-performance as market sentiment in response to progress with removing restrictions) until growth stocks sold off in response to rising interest rates which, when coupled with rising energy prices – particularly in the aftermath of the invasion of Ukraine – led to major fears of a recession.

Inflation has shown signs of abating, bringing the potential for a slowdown and eventually a reversal of interest rate rises, but recession risk remains, and growth is still under a cloud. Current valuations would appear to suggest that the market continues to price in particularly negative outcomes for growth stocks. However, as we have previously discussed, if the interest rate and growth outlook turn out to be better than the market is currently expecting, this could trigger a rotation back into growth, which could be sharp.

Figure 10: BGUK's NAV total return relative to various indices, over five years to 31 August 2023



Source: Morningstar, Marten & Co

As we have discussed in our prior notes, many of the factors that were previously tailwinds for the strategy have become headwinds. However, BGUK's managers think that, perhaps more than ever, markets are failing to price long-term growth prospects properly. This could create particularly strong opportunities to generate alpha and, based on its long-term fundamental investment process, BGUK's managers remain convinced of the merits of the trust's portfolio. If the economy continues to stabilise, and these stocks recover as envisaged, now may prove to be a very attractive entry point.

Figure 11: Cumulative total return performance over periods ending 31 August 2023

	1 month (%)	3 months (%)	6 months (%)	1 year (%)	3 years (%)	5 years (%)	10 years (%)	YTD (%)	BG tenure ¹ (%)
BGUK NAV	(5.1)	(1.2)	(4.7)	4.9	1.4	(0.7)	29.4	1.4	(1.2)
BGUK share price	(5.7)	(0.5)	(4.8)	4.5	(6.7)	(9.2)	17.5	(1.4)	(7.8)
MSCI UK	(2.5)	0.9	(3.7)	5.4	42.6	21.4	67.8	2.2	19.1
MSCI UK Growth	(3.1)	(1.4)	2.1	6.8	26.3	35.7	100.3	5.6	37.7
MSCI World	(0.8)	4.8	6.5	6.7	36.6	56.9	212.6	10.6	66.6
Peer group average NAV	(3.5)	(0.2)	(7.9)	3.3	19.6	5.0	66.3	3.6	0.7
Peer group average share price	(3.2)	(1.0)	(6.4)	3.4	4.5	1.4	65.5	0.5	(0.9)

Source: Morningstar, Marten & Co. Note: 1) The manager's tenure is calculated from 30 June 2018, the date at which Baillie Gifford was appointed as manager with effect from.

Results for the year ended 30 April 2023

For the year ended 30 April 2023, BGUK provided NAV and share price total returns of 1.1% and -1.3% respectively, both significantly behind the returns on the broader MSCI UK index (8.3%) and the MSCI UK Growth Index (8.5%). It was also noticeably below the return of its All-Share benchmark, which BGUK's annual report says returned 6.0%. However, this is a marked improvement on the prior year where BGUK provided NAV and share price total returns of -16.0% and -27.9% respectively, both significantly behind the returns on the broader MSCI UK index (15.6%) and the MSCI UK Growth Index (8.4%). It was also behind its All-Share benchmark, which BGUK's annual report says returned 8.7% for the year ended 30 April 2022.

During 2022, the divergence in performance between companies perceived as being either growth or value was particularly stark and, while this headwind lessened significantly during the 2023 financial year, it nonetheless persisted and was the most significant factor impacting BGUK's NAV performance. There were also some company-specific issues, although no more than might usually be expected.

Top positive contributors to performance for the year to 30 April 2023

Figure 12: Top five positive contributors to return

Stock	Total return (%) ¹	Contribution (%)
Burberry	67.7	1.5
Games Workshop	40.9	1.5
4imprint	66.6	1.1
Lancashire Holdings	48.8	0.9
Wise	39.2	0.7

Source: Baillie Gifford, Revolution, Sterling, Bloomberg, Marten & Co. Note: 1) Total return is calculated in sterling terms on a gross dividend basis.

Figure 12 provides the top five contributors to performance for the year ended 30 April 2023. Burberry, 4imprint and Lancashire Holdings are discussed below, while Games Workshop and Wise were discussed in the asset allocation section on pages 12 and 13 respectively.

Figure 13: Burberry share price (GBP)



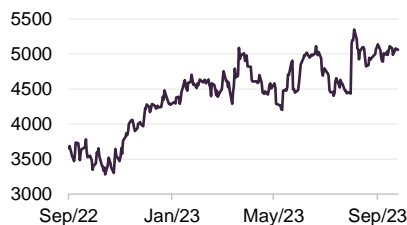
Source: Bloomberg

Burberry – repositioning as an aspirational luxury brand

The luxury goods sector suffered heavily during the period of COVID restrictions as many consumers shelved unnecessary expenditure. China, an important market for Burberry (uk.burberry.com), was an additional challenge, as its lockdowns were prolonged. However, more recently, Burberry and its peers have benefitted as expenditure on luxury goods has seen a strong resurgence as economies have re-opened.

Burberry has faced some difficulties in recent years. However, the company gained a new CEO in March 2022 in the form of Jonathan Akeroyd, who has an ambitious plan to boost the brand to the level of its European rivals (aiming to double revenue in the process). As part of this plan, a new creative director, Daniel Lee, was brought in during October 2022, and he has been making significant changes, with the aim of moving Burberry from being an accessible brand to being an aspirational luxury brand. As part of this, discounting both in its own stores and in third-party stores has been phased out. BGUK’s managers say that this has been a painful process, but it is the right long-term strategy for the company as it will allow Burberry to drive organic growth and increase margins, which are still lower than those of its peers. The managers are cautious on the stock and are watching to see that the long-term margin story comes through.

Figure 14: 4imprint share price (GBp)



Source: Bloomberg

4imprint – increased marketing efficiency is transformative

4imprint (4imprint.com) is a direct marketer of promotional merchandise for corporates. It describes itself as the world's leading distributor of promotional gifts and has operations in the US, UK and Europe, with the vast majority of its sales in the US.

BGUK's managers say that 4imprint has really exceeded expectations. Its key US market is highly fragmented, but 4imprint has differentiated itself by being very good at marketing its own offering, over a number of years. In 2018, the company began to focus heavily on brand development, allocating significant spend to advertising itself, and it did not cut the budget during COVID. This allowed it to take advantage of opportunities available at a time when other players were slashing their advertising, with the result that their marketing efficiency has improved dramatically. Consequently, as many smaller operations went under during lockdown, 4imprint was able to grab a lot of market share, which has allowed its business to grow, creating further marketing synergies in the process. BGUK's managers say that in this business, the big costs are marketing (mostly digital) and personnel costs. The market share gains have helped, but the managers say that the increased marketing efficiency (revenue achieved per marketing dollar spent) has been transformative.

Figure 15: Lancashire Holdings share price (GBp)



Source: Bloomberg

Lancashire Holdings – benefitting from hardening market

Lancashire Holdings (lancashiregroup.com) is a specialty insurance company that is focused on short-tail specialty reinsurance risks within four general segments: property, energy, marine and aviation (short-tail insurance business is that where it is known that claims will be made and settled quickly).

BGUK's managers describe the company as a very good underwriter in its specialty lines, highly disciplined in its underwriting (it does not lower its prices to chase volume), which makes it a very good allocator of capital in an industry that is traditionally not. Because of this, the managers consider it to be a good 'through-the-cycle' holding.

At present, the insurance market is hardening, which means insurers are increasing premiums, tightening terms and reducing coverage and so the company is benefitting from a much better pricing environment.

Top negative contributors to performance for the year to 30 April 2023

Figure 16 provides the top five detractors from for the year ended 30 April 2023. Molten Ventures, FDM, Farfetch, Helical and First Derivative are discussed below.

Figure 16: Top five negative contributors to return¹

Stock	Total return (%) ¹	Contribution (%)
Molten Ventures	(59.6)	(1.6)
FDM	(31.2)	(0.9)
Farfetch	(64.0)	(0.9)
Helical	(29.5)	(0.9)
First Derivatives	(20.3)	(0.5)

Source: Baillie Gifford, Revolution, Sterling, Bloomberg, Marten & Co. Note: 1) Total return is calculated in sterling terms on a gross dividend basis.

Figure 17: Molten Ventures share price (GBp)



Source: Bloomberg

Molten Ventures – c.40% discount to NAV

Molten Ventures (moltenventures.com) is a closed-end investment company focused on providing venture capital to UK and European technology companies. It is an early-stage investor, participating in series A fundraising rounds and onwards (these funding rounds generally follow "seed funding") and, in BGUK's managers' view, has a generally good track record of growing its NAV and achieving good realisations with its investments. It has a broad remit within the tech space, with investments spanning hardware, software, consumer technology and healthcare.

BGUK's managers comment that private companies have been very out of favour and Molten's share price is now trading at a significant discount to NAV, despite the vast majority of its core portfolio performing in line or better than expectations. They point out that access to capital is key and they are reassured by the fact that the vast majority of Molten's core portfolio has over 18 months of cash.

Figure 18: FDM share price (GBp)



Source: Bloomberg

FDM – growing IT talent for its clients

FDM (fdmgroup.com) describes itself as a global leader in the recruit-train-deploy sector. BGUK's managers think that FDM has a very interesting long-term growth model that benefits from long-term structural trends. Companies increasingly need to allocate expenditure to IT (for example, for data, analytics, cloud and cyber security), creating significant demand for IT talent, but there is a significant shortage of expertise. It is also difficult to grow IT talent internally if it is not your main business focus, but companies still need skilled IT staff.

FDM's solution is to provide free IT training to graduates, ex-services personnel and people returning to work. Then FDM places them with a blue-chip client for a two-year period. The training is conducted jointly with the client so that the consultant gets the key skills they will need for the role. After two years, the customer can then internalise the resource. This approach significantly de-risks the hiring process for FDM's clients, while the consultants get free training, are paid while they train and

have opportunities opened up to them that they would be unlikely to have received otherwise.

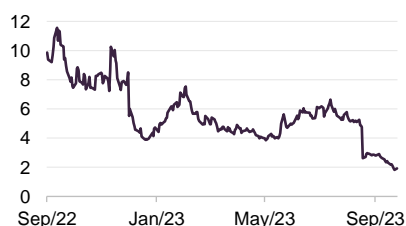
As illustrated in Figure 18, whilst the business continues to function well, FDM's share price has retrenched significantly. Its client base is dominated by financial services companies (banks, asset managers and insurers), which tend to have large IT systems with a perpetual stream of consultant projects. Nevertheless, the significant financials exposure has given the market concerns, despite this not as yet showing up in its numbers.

A further consideration surrounds its change of approach to the UK, which is its biggest market. The UK was the only market in which they have not historically paid consultants during the training period, but they have now decided to do this, which will impact the company's margins. BGUK's managers say that FDM has historically earned a high-20s margin on its UK business and that, even after paying consultants during the training period, it is still a good low-20s margin. Paying staff not only ensures greater loyalty, but also lifts the barriers to entry for other potential entrants. The managers say that this is in the long-term interests of the business, noting that the additional cost is not huge, as training usually takes a couple of months.

Another consideration is that the company has taken the decision to remove the bonded period (previously, consultants had to pay back the training costs if they left within two years), following pressure from activists. However, if consultants leave early, this disrupts clients and poses an increased cost to FDM as it has to train more consultants. However, BGUK's managers think that the risks associated with this are small and manageable.

Farfetch – market waiting for improved profitability

Figure 19: Farfetch share price (US\$)



Source: Bloomberg

Farfetch ([farfetch.com](https://www.farfetch.com)) is an online fashion platform. It does not own the inventory that it sells, but instead offers products from close to a thousand brands and stores (including Burberry, Dolce & Gabbana, Gucci, Prada). In common with other fashion retailers such as Boohoo (also a BGUK holding), Farfetch benefitted from a very strong period of demand post-COVID, but has struggled more recently as this rolled over (China is also a significant market and suffered from extended lockdowns), and has also been forced to exit its Russian business.

BGUK's managers recognise that the business has had some longer-term issues (the shares dropped some 45% on the 18 August when it announced its second-quarter results, missing revenue estimates, with retailers cutting back on wholesale orders for the autumn due to excess inventory leftover from the summer, plus less-buoyant luxury goods markets in the US and China – key geographies for the company) but consider that the company has evolved significantly, having invested heavily (mostly in technology) to establish the online marketplace. The company's revenue has increased substantially, although improved profitability is yet to come through. BGUK's managers believe the market is waiting to see if this occurs as the company continues to scale, but they think that its strong balance sheet will allow it to weather short-term volatility.

Figure 20: Helical share price (GBP)



Source: Bloomberg

Figure 21: First Derivative share price (GBP)



Source: Bloomberg

Helical – prime, energy-efficient real estate at a large discount

Helical (helical.co.uk) is a London-focused property investment company that describes itself as creating sustainable and inspiring workplaces which are technologically smart, rich in amenities and promote employee wellbeing.

Interest rates have risen significantly as central banks have sought to bring inflation under control, which has led to softening prices in almost all property subsectors as well as widening discounts to NAV on the investment companies that invest in property. Helical has been no exception and was trading at a 54% discount to its most recent NAV as at 25 September 2023. BGUK's managers think that this provides a compelling opportunity. The managers consider that Helical is a high-quality real estate business (it is invested in prime real estate that is energy-efficient) and they have no long-term concerns with the stock, taking the view that the current challenges are purely cyclical.

First Derivative – benefitting from artificial intelligence (AI)

First Derivative Technologies (fdtechnologies.com) is an IT consulting company that is structured around three key divisions: KX (which is focused on time-series and streaming analytics and benefits from a partnership with Amazon web services), First Derivative (its consulting and services business), and MRP (a predictive account-based marketing platform).

The company has been growing strongly and has benefitted from a surge of interest in AI, but this growth has not been without pain, as the company has struggled to maintain consistent profitability.

As an early-stage technology business, its share price has been volatile this year, however its latest set of full-year results were encouraging. It signed a promising agreement with Microsoft Azure and is making good progress on its transition to an annual recurring revenue model. BGUK's managers think that this is a sensible long-term strategy and should improve the quality of the company's underlying earnings but are cognisant that risks remain around the execution of the plan.

Peer group

BGUK is a member of the UK All Companies sector, which comprises eight members. All of these are illustrated in Figures 22 through 26. When we last published, there were nine members, but as we observed in our September 2022 note, Independent subsequently left the peer group when its merger with Monks completed. Members of UK All Companies will typically have:

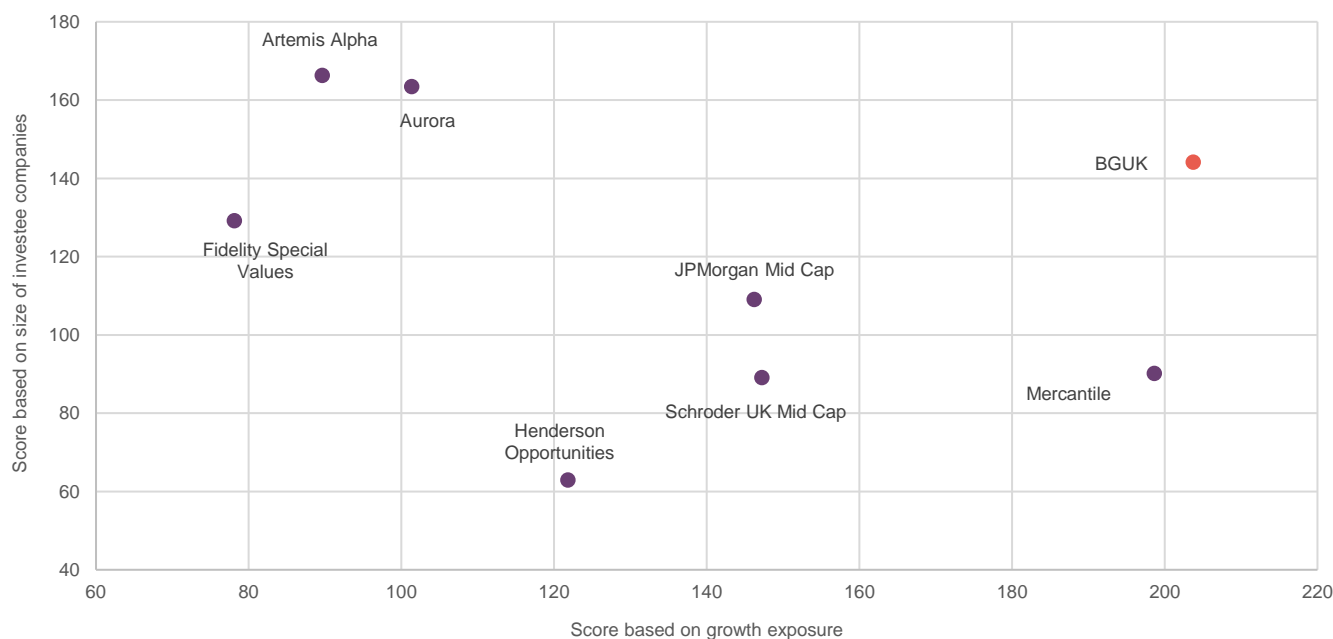
- over 80% invested in in quoted UK shares;
- an investment objective/policy to generate majority of returns from capital growth.
- a majority of investments in medium- to giant-cap companies;
- a majority of expenses allocated to capital; and
- a UK benchmark.

Please [click here](#) to visit QuotedData.com for a live comparison of the UK All Companies peer group.

It is worth noting that, whilst the peer group is fundamentally capital-growth-focused, the Baillie Gifford approach is characterised by a particularly strong emphasis on growth, which is a differentiating factor when comparing BGUK to its peers, as illustrated in the next section.

A range of styles within the peer group

Figure: 22 Holdings-based style map¹



Source: Morningstar, Marten & Co. Note: 1) Scores use information retrieved on 31 August 2023.

The map in Figure 22 provides a graphical representation of BGUK’s investment style versus its UK All companies peers.

The Y-axis (or vertical axis) is a size score – the larger the score, the larger the underlying investments in the portfolio, while the X-axis (or horizontal axis) is a measure of the growth and value factors (the larger the score, the more growth orientated the trust’s portfolio).

Looking at Figure 22, it is clear that, versus its peers, BGUK is the most growth-orientated strategy (technically, the cut-off in Morningstar’s scoring system for growth is scores above 200, and so Mercantile – which scores a close second to BGUK – is not strictly a growth strategy). BGUK’s size exposure is towards the larger end of the peer group, although there is clear distance between BGUK and both Aurora and Artemis Alpha, reflecting the fact that BGUK operates with more of an all-cap strategy than these funds.

It is also apparent from Figure 22 that the UK All Companies sector offers a range of different propositions, in terms of their value-growth tilt and size bias. Fidelity Special Values, Artemis Alpha and Aurora have a much stronger bias towards value, while Henderson Opportunities, Schroder UK Mid Cap, Mercantile and JPMorgan Mid Cap’s portfolios are focused further down the market cap scale, particularly Henderson Opportunities.

BGUK also ranks as one of the most consistent strategies amongst its peers for both the style of its investment approach and its preferred market cap. Based on the last three years of data, BGUK has one of the lowest standard deviations for both its style score and size score, beaten only by Fidelity Special Values, reflecting the strength of commitment by the managers to their approach to all-cap growth investing.

Peer group performance

As highlighted in the performance section above, Baillie Gifford took over the management for BGUK at the end of June 2018 following a period of poor relative performance under the previous manager, and so has managed the portfolio for a little over five years now. This has been a particularly challenging period for markets in general, but particularly for BGUK and its growth-orientated peers as interest rates have risen in response to rising inflation.

Figure 23: Peer group cumulative NAV total return performance to 31 August 2023

	1 month (%)	3 months (%)	6 months (%)	1 year (%)	3 years (%)	5 years (%)	YTD (%)	BG tenure* (%)
BGUK	(5.1)	(1.2)	(4.7)	4.9	1.4	(0.7)	1.4	(1.2)
Artemis Alpha	(4.0)	1.2	(11.4)	0.2	6.1	(4.7)	6.5	(2.1)
Aurora	(3.7)	4.4	(6.5)	2.9	28.0	19.3	15.0	3.3
Fidelity Special Values	(2.0)	(0.7)	(6.6)	5.6	58.8	22.6	1.3	4.2
Henderson Opportunities	(1.3)	(3.4)	(13.5)	(8.8)	20.4	(4.7)	(7.2)	(0.8)
JPMorgan Mid Cap	(4.6)	(1.0)	(5.6)	5.9	3.8	(10.1)	4.3	(2.0)
Mercantile	(2.3)	(2.0)	(5.8)	11.7	12.3	10.2	4.6	2.1
Schroder UK Mid Cap	(4.8)	1.2	(8.7)	4.2	26.2	7.8	2.9	1.8
BGUK rank	8/8	6/8	1/8	4/8	8/8	5/8	6/8	6/8
Sector arithmetic avg.	(3.5)	(0.2)	(7.9)	3.3	19.6	5.0	3.6	0.7

Source: Morningstar, Marten & Co

All of these funds have suffered from marked falls in their NAVs over the last 18 months or so, which have eaten into the longer-term performance records of all of the funds (pulling down previously good returns for periods of three years and above). However, as noted above there is the potential for marked recoveries if the economic outlook improves. We also continue to think that there is a possibility that quality growth stocks could navigate an inflationary environment better than some value positions, particularly those in commoditised industries that are unable to pass on cost increases, which could be beneficial to BGUK in particular.

Comparing Figures 23 and 24, it can be seen that the differences in returns are quite variable, reflecting discount volatility during the periods. As illustrated in Figure 27 on page 26, the sector's discount has, for example, over the last 12 months moved from a mid-teens discount to a high-single digit discount and back to a mid-teens discount, with considerable volatility along the way. As we have previously discussed, BGUK's managers have a long-term investment style and we

continue to believe that, generally, long-term horizons will be superior for assessing the strategy. However, we also recognise that the current pressures on growth strategies are likely to have affected BGUK more than its peers, and so this may limit the usefulness of the comparison.

Figure 24: Peer group cumulative share price total return performance to 31 August 2023

	1 month (%)	3 months (%)	6 months (%)	1 year (%)	3 years (%)	5 years (%)	YTD (%)	BG tenure* (%)
BGUK	(5.7)	(0.5)	(4.8)	4.5	(6.7)	(9.2)	(1.4)	(7.8)
Artemis Alpha	(3.8)	(3.9)	(4.9)	4.4	1.1	(1.4)	(2.5)	(1.5)
Aurora	(2.4)	1.9	(0.8)	10.9	11.8	2.2	7.4	0.2
Fidelity Special Values	(1.5)	(0.7)	(6.4)	5.2	17.2	10.3	(3.1)	2.4
Henderson Opportunities	(2.5)	(6.9)	(14.4)	(9.4)	3.5	1.8	(5.0)	0.3
JPMorgan Mid Cap	(3.6)	0.0	(6.7)	4.6	0.6	(14.4)	1.1	(4.2)
Mercantile	(3.0)	(0.1)	(5.1)	3.7	2.8	7.4	5.3	1.4
Schroder UK Mid Cap	(3.1)	2.0	(8.1)	3.2	6.0	14.8	1.9	2.0
BGUK rank	8/8	5/8	2/8	4/8	8/8	7/8	5/8	8/8
Sector arithmetic avg.	(3.2)	(1.0)	(6.4)	3.4	4.5	1.4	0.5	(0.9)

Source: Morningstar, Marten & Co

As is illustrated in Figure 25, BGUK remains the third-largest fund in the peer group in terms of market capitalisation, although the average is distorted by the behemoth that is Mercantile. BGUK's market cap is around 56% of the sector average but is around 24% above the sector median.

Most members of the peer group have experienced market falls in their market capitalisations since we last published, although the fall is much less than reported in our previous note (the sector average – excluding Independent which has left the sector – has fallen from £424.1m to £422.2m). This has once again been through a combination both of falling NAVs (as investors have continued to rotate away from growth at the margin), a modest widening of discounts (from an average of 12.1% when we last published – excluding Independent) and, in some cases, share repurchases (BGUK, Artemis Alpha, JPMorgan Mid Cap and Mercantile have all provided support to shareholders by repurchasing shares recently).

While BGUK ranks fifth in terms of its discount (which is around 0.1 percentage points wider than the sector average), discounts across the sector are reasonably comparable (between 11.9% and 14.6%), with the exception of Fidelity Special Values, which is the most expensive of the group by around 390bp.

BGUK's **ongoing charges ratio** is modestly below the sector average for the peer group, despite the peer group average of 0.76% being pulled down by Aurora and Mercantile for reasons explained below. Interestingly, the sector average has increased by **7 basis points (bp)** – equivalent to 0.07% – since we last published (our September 2022 note showed an average for the sector of 0.69%), which is arguably a reflection of a further pullback in most growth orientated strategies during the reporting periods for these trusts and possibly increased costs at the margin (a

number of annual reports have recently cited an increase in costs due to the increased work required by auditors, for example). BGUK's ongoing charges ratio remains below the sector median (0.80%), which has also increased since we last published (0.76%).

Aurora (one of the smaller funds in the sector, with a market cap less than half the size of BGUK's) has a particularly low ongoing charges ratio because it does not charge a base management fee. Instead (unlike the overwhelming majority of its peers), it charges a performance fee to compensate. Following the departure of Independent from the sector (following its absorption into Monks), Aurora now has the lowest ongoing charges ratio although its lead is de minimis – just 1bp below the colossus that is Mercantile (this just benefits from its significant size advantage – its market cap is 3.7 times the sector average).

Gearing (borrowing) is another consideration, and this can be more of a concern for investors when markets are at more elevated levels. BGUK's gearing levels (data as at the end of July 2023) are modest and noticeably below the sector averages (BGUK's gross and net gearing (gross is calculate before deducting cash and equivalents, net is after deducting these) figures are 59% and 58% of the sector averages respectively). Aurora continues to have net cash balance and the same now applies to Artemis Alpha. As we have noted previously, these trusts will be less exposed in the event that markets retrench, but will suffer more heavily from cash drag if markets move up.

Figure 25: Peer group comparison – size, fees, discount, yield and gearing as at 25 September 2023

	Market cap (£m)	St. dev. of NAV returns over 5 years	Ongoing charges (%)	Perf. fee	Premium/ (discount) (%)	Dividend yield (%)	Gross gearing (%) ³	Net gearing (%) ³
BGUK	236.6	23.7	0.70	No	(13.2)	2.2	5.9	4.8
Artemis Alpha	97.8	24.5	1.08	No	(14.2)	2.1	Nil	(3.0)
Aurora	156.7	25.9	0.45 ¹	Yes ¹	(12.8)	1.4	Nil	(2.0)
Fidelity Special Values	888.0	23.2	0.69	No	(8.0)	2.8	13.6	6.5
Henderson Opportunities	74.6	23.6	0.90	Yes	(16.7)	3.6	16.0	13.8
JPMorgan Mid Cap	192.2	28.7	0.92	No	(13.5)	3.6	13.2	11.1
Mercantile	1,543.2	28.2	0.46	No	(14.6)	3.7	16.5	9.8
Schroder UK Mid Cap	188.1	27.0	0.89	No	(11.9)	3.5	9.3	9.0
BGUK rank²	3/8	3/8	4/8		5/8	6/8	3/8	3/8
Sector arithmetic avg.	422.2	25.6	0.76		(13.1)	2.9	9.3	6.3

Source: The AIC, Morningstar, Company factsheets, Marten & Co Notes: 1) Aurora does not charge a base management fee and, consequently, has a particularly low ongoing charges ratio. It charges a performance fee instead, based on the outperformance of its benchmark. 2) Market cap and dividend yield are ranked in increasing size order (the larger the market cap or dividend yield, the higher the ranking). All other rankings are in decreasing size order (the lower the standard deviation of returns, the lower the ongoing charges ratio, the lower the value of the premium/(discount), the lower the gross and net gearing, all correspond to a higher ranking). 3) Gross and net gearing are as at 31 August 2023 and are calculated as a proportion of net assets. A negative figure indicates a net cash position.

When we last published on BGUK in September 2022, the trust was trading at a similar mid-teens discount to the level it is trading at today, having experienced a significant widening over the previous 12 months – a trend that it shares in common

with its peers. The sector average has increased modestly since we last published – from 11.2% to 13.1%. As we have previously observed, the funds in the UK All Companies sector are capital-growth-focused and this has broadly been out of favour during the last 18 months as interest rates have increased in response to significantly higher inflation. Most trusts in the peer group have seen their discounts widen since we last published.

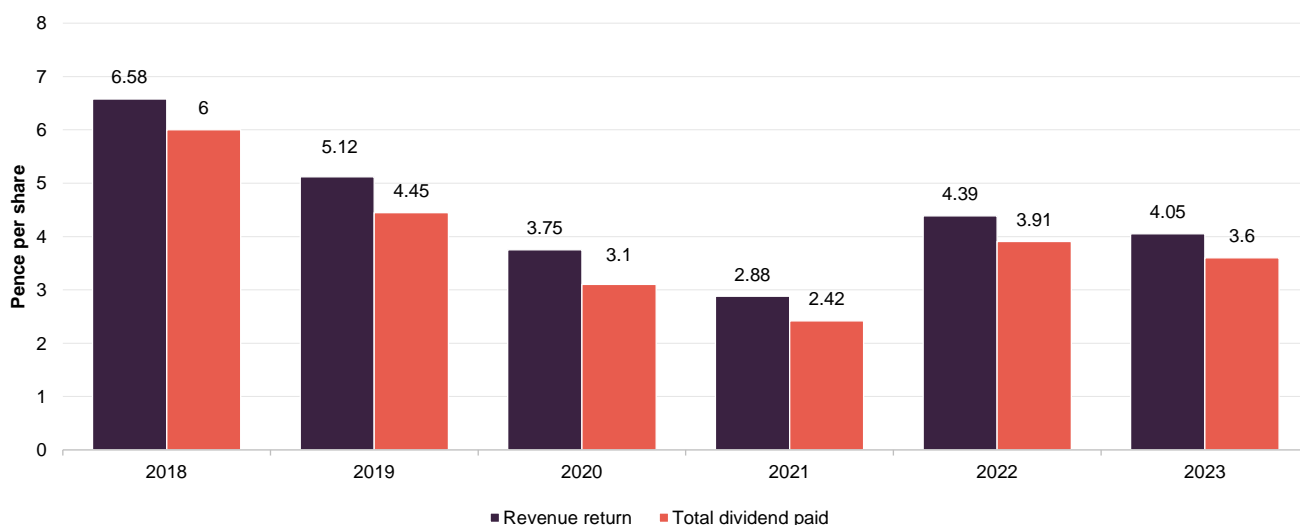
As noted above, BGUK, like most of the funds in this peer group, does not pay a performance fee. In common with its peers, within what is a capital-growth-focused sector, BGUK's dividend yield is low and remains fractionally below the sector average.

The volatility of BGUK's NAV has tended to be one of the lowest in its peer group over the longer term, a feature that has been retained since the management contract moved to Baillie Gifford.

Dividend

BGUK's investment strategy focuses on generating capital growth for shareholders and dividends are paid to the extent that they are required to maintain BGUK's investment trust status. As such, while the UK has traditionally been one of the higher-yielding markets, dividends are likely to form a small component of shareholders overall returns and BGUK pays one dividend post the annual general meeting (AGM) each year. This is paid as a final dividend, following shareholders' approval at the AGM (now usually in September). For example, for the year ended 30 April 2023, BGUK's board is proposing the payment of a final dividend of 3.60p per share. This is equivalent to a yield of 2.2% on the trust's share price of 157.60p per share as at 25 September 2023.

Figure 26: BGUK revenue income and dividend by financial year (ended 30 April)



Source: Baillie Gifford UK Growth Trust

As we have previously noted, even during the down years, the trend has overwhelmingly been one of BGUK paying a covered dividend.

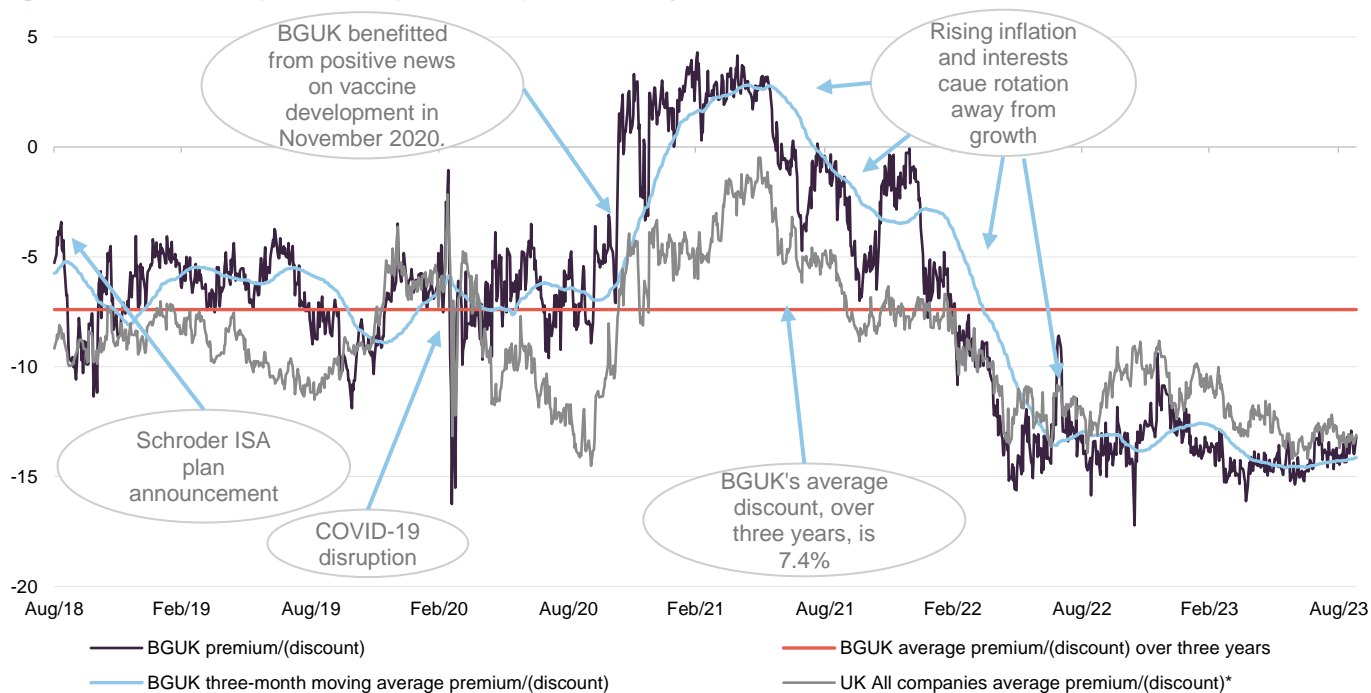
As Figure 26 shows, BGUKs revenue income has exceeded its dividend in recent years allowing the trust to build on its revenue reserve. As at 30 April 2023, BGUK had a revenue reserve of £15.1m or 10.04p per share (30 April 2022: £14.9m or 9.73p per share). BGUK is also permitted to pay dividends out of its capital profits.

Premium/(discount)

Discount remains wide as growth under pressure from higher interest rates

When we last published in September 2022, we commented that in a reversal of its fortunes seen in the aftermath of COVID, growth was out of favour and BGUK was trading at discounts to NAV close to its five-year high. Since that time, there have been some marked moves in the discount (over the last 12 months, BGUK has traded in between a discount low of 9.4% and a high of 17.2%, with an average of 13.8%) but, as illustrated in Figure 27, BGUK's discount remains wide relative to history – as at 25 September 2023, BGUK was trading at a discount of 13.2%, which is four percentage points narrower than its five-year high of 17.2% and close to six percentage points wider than its three-year average of 7.4%). The position is similar for its peer group, whose average discount is also high relative to its own history and relatively close to its five-year high. The wider-than-average-discounts are a reflection of higher interest rates, designed to combat higher inflation, which tend to put pressure on growth strategies.

Figure 27: BGUK premium/(discount) over five years



Source: Morningstar, Marten & Co

As we have discussed in previous notes, BGUK performed very strongly during the pandemic and so the initial widening was very short-lived, but the current discount level suggests that markets continue to price in particularly negative outcome for

BGUK and the growth stocks that it holds, despite signs that inflation is receding, which should bring an end to interest rate rises, and eventually a reversal.

While recognising that the risk of a hard landing still remains, we think that the discount continues to be unduly wide, particularly given the strength of the managers' investment process. We reiterate our view that the managers are looking for growth stocks with an edge – these will tend to have a competitive advantage versus peers, and so should be better placed to weather the effects of a recession, on average, and should also be able to outperform over the longer term. We also think that when the economic cloud lifts, there could be a sharp reversion of BGUK's discount, as has been seen previously.

Further discussion of BGUK's discount and the key developments highlighted in Figure 27 can be found in our previous notes, particularly [on pages 21 to 23 of our August 2021 initiation note](#).

Share issuance and repurchases

BGUK has the authority to issue up to 10% of its issued share capital and repurchase up to 14.99% of its issued share capital, which gives it mechanisms through which it can moderate its premium or discount. The board says that it monitors the level of the company's discount or premium to NAV and will authorise share buy backs when it considers it to be in shareholders' best interests.

Whilst there is no formal discount target, the board takes into consideration the trust's discount relative to its peers, the absolute level of discount, discount volatility and the long-term impact on liquidity from share repurchases. Recent experience suggests that it is happy to undertake repurchases in the 10–14% discount range. On the flip side, when BGUK is trading at a premium to NAV, the board appears to be happy to see the trust grow in a measured way, and it also appears to be prepared to provide liquidity at premiums in low single digits.

Fees and costs

Low base management fee of 0.5% per annum; no performance fee

Under the terms of the investment management agreement, Baillie Gifford is entitled to receive a basic management fee of 0.5% per annum of the trust's net total assets. The management fee is calculated and paid quarterly in arrears and there is no performance fee element. The management agreement can be terminated on six months' notice by either side.

Secretarial and administrative services

In addition to being BGUK's AIFM and investment manager, Baillie Gifford & Co also provides company secretarial and administrative services to the trust. The fees for all of these services are covered by the investment management fee discussed above.

BGUK's management contract can be terminated at six months' notice.

The Bank of New York Mellon (International) Limited acts as both the depository and custodian to the company. The fee arrangements for these are not disclosed, but are included within the trust's other administrative expenses.

Allocation of fees and costs

In BGUK's accounts, the investment management fees are allocated 30% to revenue and 70% to capital, reflecting the board's expectation of the long-term split of revenue and capital returns. The ongoing charges ratio for the year ended 30 April 2023 was 0.70% (2022: 0.63%). As we noted in our September 2022 note, BGUK's ongoing charges ratio had been on a falling trend during the previous three years (the year ended 30 April 2020 to 2022 inclusive) due to a combination of share issuance and capital growth. However, we anticipated that it might rise for the 2023 year as capital values have fallen. We reiterate our view that if either BGUK's discount narrows and it is once again able to issue shares, or there is a rebound in asset values, BGUK's ongoing charges ratio could start to fall again.

Capital structure and life

Simple capital structure

BGUK has one class of ordinary share in issue. It can gear up to 20% of net assets.

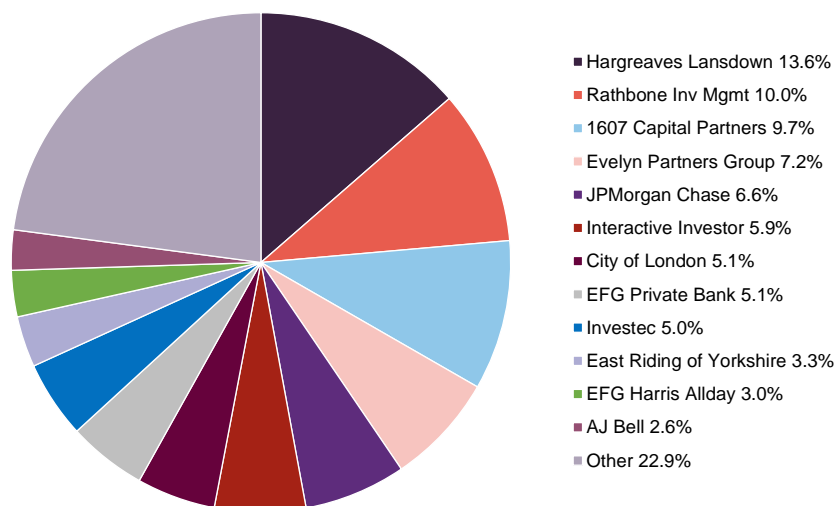
BGUK has a simple capital structure with one class of ordinary share in issue. Its ordinary shares have a premium main market listing on the London Stock Exchange and, as at 25 September 2023, there were 160,917,184 in issue with 10,776,700 of these held in **treasury** and 150,140,484 in general circulation.

BGUK is permitted to borrow, although net gearing is not permitted to exceed 20% of total net assets. Within this, the board sets borrowing limits, which it reviews from time to time, to ensure gearing levels are appropriate to market conditions. BGUK has a £30m one-year revolving credit facility with The Royal Bank of Scotland International that expires on 5 July 2024. As at 31 August 2022, BGUK had gross gearing of 5.9% and net gearing of 4.8%.

Major shareholders

BGUK's share register has a strong retail element and, reflecting this, there are a significant number of trading platforms and private client wealth managers that are prominently visible within BGUK's share register.

Figure 28: Major shareholders as at 25 September 2023



Source: Bloomberg, Marten & Co

Unlimited life with a five-yearly continuation vote

BGUK does not have a fixed winding-up date, but every five years, shareholders are given the opportunity to vote on the continuation of the company as an investment company at the annual general meeting (AGM). This is a special resolution. If this resolution were not passed, the board would put forward proposals to liquidate or otherwise reconstruct or reorganise the company. BGUK shareholders approved the last continuation vote at the August 2019 AGM. The next continuation vote is scheduled for the company's AGM in 2024.

Financial calendar

The trust's year-end is 30 April. The annual results are usually released in June or July (interims in November or December) and its AGMs are usually held in September of each year. As discussed on pages 25 and 26, BGUK pays one final dividend a year after the AGM if one is required to be paid.

Corporate history

BGUK is a UK investment trust that was originally incorporated on 28 January 1994 as the Schroder UK Growth Fund Plc. The trust, which listed on the London Stock Exchange following its IPO on 10 March 1994, has a premium main market listing. On 13 April 2018, the trust's board announced that it had decided to terminate the management arrangements with Schroder Unit Trusts Limited and appoint Baillie Gifford & Co Limited in their stead. Baillie Gifford was appointed with effect from 30 June 2018, with the trust changing its name to Baillie Gifford UK Growth Fund Plc at the same time. On 25 May 2021, the trust changed its name to Baillie Gifford UK Growth Trust Plc. Baillie Gifford has now been managing BGUK for just over five years.

Baillie Gifford has been managing BGUK for just over five years.

Management team

Iain McCombie

Iain joined Baillie Gifford in 1994 and has spent the majority of his career as an investment manager in the UK equity team. He became a partner in 2005. Iain graduated with an MA in Accountancy from the University of Aberdeen, and qualified as a Chartered Accountant.

Milena Mileva

Milena joined Baillie Gifford in 2009 and is an investment manager in the UK equity team. She became a partner in 2022. Milena graduated with a BA in Social & Political Sciences from the University of Cambridge in 2007 and an MPhil in Politics from the University of Oxford in 2009.

Board

All directors stand for retire and stand for re-election annually.

BGUK's board comprises four directors, all of whom are non-executive and considered to be independent of the investment manager. BGUK's articles of association require that newly-appointed directors offer themselves for re-election at the next AGM. It is board policy that all directors retire and offer themselves for re-election at each AGM.

Figure 29: Board member – length of service and shareholdings

Director	Position	Date of appointment	Length of service (years)	Annual fee (GBP) ¹	Shareholding ²	Years of fee invested ³
Carolan Dobson	Chairman	13 March 2014	9.5	42,500	26,949	1.0
Andrew Westenberger	Chair of the audit committee	15 November 2018	4.8	35,000	20,000	0.9
Cathy Pitt	Director	5 August 2021	2.1	30,000	5,362	0.3
Ruary Neill	Senior independent director	5 May 2017	6.4	31,500	20,000	1.0
Average (service length, annual fee, shareholding, years of fee invested)			5.7	34,750	18,078	0.8

Source: Baillie Gifford UK Growth Trust, Marten & Co Notes: 1) Director's fees are those expected for the year ended 30 April 2024. The chairman, audit committee chair and senior independent director positions have earned higher fees historically than other directors reflecting the additional responsibilities of these positions. 2) Shareholdings as per most recent company announcements as at 25 September 2023. Years of fee invested based on BGUK's ordinary share price of 157.60p as at 25 September 2023.

The average length of service is 5.7 years, with Carolan Dobson, the chairman, being the longest-serving director, with 9.5 years of service. Ms Dobson has indicated that she intends to step down from BGUK's board no later than the 2024 AGM.

Other than BGUK's board, its directors do not have any other shared directorships. The company's articles of association limit the aggregate fees payable to the directors to a total of £200,000 per annum, with any increase requiring shareholder approval.

Recent share purchase and disposal activity by directors

There have been no purchases or sales of share by any of BGUK's directors since we last published in September 2022. The last transaction by a director was Cathy Pitt's inaugural purchase of BGUK shares (5,362 shares on 7 April 2022 at 185.42p per share). However, all of BGUK's directors have personal investments in the fund, which we consider to be favourable as it helps align directors' interests with those of shareholders.

The levels of shareholdings of the remaining three directors' shareholdings were unchanged over the year ended 30 April 2023 and all directors' shareholdings have remained at the same levels so far for the current financial year.

The average interest is equivalent to 0.8 years or more of their fees, which is in line with its level when we last published. There has been a modest increase in directors' fees during the intervening period (we estimate an average increase of 4.1%), and a similarly modest fall in share price, so that the overall impact has been quite limited.

Carolán Dobson (chairman)

Carolán has had a long career in fund management. She was previously head of UK equities at Abbey Asset Managers, and held a number of positions at Murray Johnstone, rising to be head of investment trusts, where she managed Murray Income Trust Plc.

Carolán was appointed to BGUK's board in March 2014 and subsequently became chairman at the conclusion of the company's AGM on 4 August 2016. She is also chairman of the nomination committee and of the management engagement committee. Carolán is also the chairman of Brunner Investment Trust Plc and Blackrock Latin American Investment Trust Plc. She was previously a director of Woodford Patient Capital Trust Plc (now Schroder UK Public Private Trust Plc), Aberdeen Smaller Companies Income Trust Plc and JPMorgan European Discovery Trust Plc.

Andrew Westenberger (chairman of the audit committee)

Andrew is a Chartered Accountant and is currently chief financial officer of Integro Insurance Brokers and Tysers, an independent specialist broker and risk management firm. He is also a non-executive director and trustee of the Chartered Institute of Securities and Investments. Previously, he was group finance director of Brewin Dolphin Holdings Plc and Evolution Group Plc. He has also held senior finance roles at Barclays Capital and Deutsche Bank.

Cathy Pitt (director)

Cathy is a consultant partner at CMS specialising in investment funds, with particular responsibility for investment companies. She has over 20 years' experience as a senior corporate legal adviser in the investment management and investment trust sectors, with expertise in investment management regulation, investment company corporate affairs, capital markets and corporate governance. Cathy is also a non-executive director of Gresham House Energy Storage Fund Plc.

Ruary Neill (senior independent director)

Ruary has had a career in investment banking. He has worked for UBS Investment Bank in the UK, prior to which he spent several years in the financial sector working in Asian Equity Markets for UBS Investment Bank and Schroder Securities. Ruary is currently a director of JP Morgan Emerging Markets Investment Trust Plc and is a member of the Advisory Board, SOAS China Institute, London University.

Previous publications

Readers interested in further information about BGUK may wish to read our previous notes, which are detailed in the table below. You can read the notes by clicking on the links in the table or by visiting our website.

Figure 30: QuotedData's previously published notes on BGUK

Title	Note type	Publication date
Looking way beyond the now	Initiation	18 August 2021
Patience will be rewarded	Annual overview	15 September 2022

Source: Marten & Co



IMPORTANT INFORMATION

Marten & Co (which is authorised and regulated by the Financial Conduct Authority) was paid to produce this note on Baillie Gifford UK Growth Trust Plc.

This note is for information purposes only and is not intended to encourage the reader to deal in the security or securities mentioned within it.

Marten & Co is not authorised to give advice to retail clients. The research does not have

regard to the specific investment objectives financial situation and needs of any specific person who may receive it.

The analysts who prepared this note are not constrained from dealing ahead of it but, in practice, and in accordance with our internal code of good conduct, will refrain from doing so for the period from which they first obtained the information necessary to prepare the note until one month after the note's publication.

Nevertheless, they may have an interest in any of the securities mentioned within this note.

This note has been compiled from publicly available information. This note is not directed at any person in any jurisdiction where (by reason of that person's nationality, residence or otherwise) the publication or availability of this note is prohibited.

Accuracy of Content: Whilst Marten & Co uses reasonable efforts to obtain information from sources which we believe to be reliable and to ensure that the information in this note is up to date and accurate, we make no representation or warranty that the information contained in this note is accurate, reliable or complete. The information contained in this note is provided by Marten & Co for personal use and information purposes generally. You are solely liable for any use you may make of this information. The information is inherently subject to change without notice and may become outdated. You, therefore, should verify any information obtained from this note before you use it.

No Advice: Nothing contained in this note constitutes or should be construed to constitute investment, legal, tax or other advice.

No Representation or Warranty: No representation, warranty or guarantee of any kind, express or implied is given by Marten & Co in respect of any information contained on this note.

Exclusion of Liability: To the fullest extent allowed by law, Marten & Co shall not be liable for any direct or indirect losses, damages, costs or expenses incurred or suffered by you arising out of or in connection with the access to, use of or reliance on any information contained on this note. In no circumstance shall Marten & Co and its employees have any liability for consequential or special damages.

Governing Law and Jurisdiction: These terms and conditions and all matters connected with them, are governed by the laws of England and Wales and shall be subject to the exclusive jurisdiction of the English courts. If you access this note from outside the UK, you are responsible for ensuring compliance with any local laws relating to access.

No information contained in this note shall form the basis of, or be relied upon in connection with, any offer or commitment whatsoever in any jurisdiction.

Investment Performance Information: Please remember that past performance is not necessarily a guide to the future and that the value of shares and the income from them can go down as well as up. Exchange rates may also cause the value of underlying overseas investments to go down as well as up. Marten & Co may write on companies that use gearing in a number of forms that can increase volatility and, in some cases, to a complete loss of an investment.

QuotedData is a trading name of Marten & Co, which is authorised and regulated by the Financial Conduct Authority.

**50 Gresham Street, London EC2V 7AY
0203 691 9430**

www.QuotedData.com

Registered in England & Wales number 07981621,
2nd Floor Heathmans House,
19 Heathmans Road, London SW6 4TJ

Edward Marten (em@quoteddata.com)

David McFadyen (dm@quoteddata.com)

Nick Potts (np@quoteddata.com)

Aiman Shaikh (as@quoteddata.com)

Veronica Capelli (vc@quoteddata.com)

Jemima Grist (jg@quoteddata.com)

INVESTMENT COMPANY RESEARCH:

Matthew Read (mr@quoteddata.com)

James Carthew (jc@quoteddata.com)

David Johnson (dj@quoteddata.com)

Andrew Courtney (ac@quoteddata.com)

Richard Williams (rw@quoteddata.com)