



Bluefield Solar Income Fund

Investment companies | Update | 24 April 2024

Fundamentals shine despite discount

The manager comments that, in common with the other trusts in the renewable energy sector, the last six months have continued what has been a challenging period for the Bluefield Solar Income Fund (BSIF). It adds that the trust's ongoing fundamental performance has failed to reverse a steady slide in its share price which began back in May 2023. Despite this, it says the company has continued to deliver solid NAV growth and market-leading shareholder distributions thanks to a range of contractual arrangements that underpin its assets.

Positively, the manager notes, the falling share price does not appear to be a reflection on the trust itself, but rather broader macro-economic conditions and negative sentiment surrounding UK companies and renewable energy infrastructure in particular. It says that the board has signalled its dissatisfaction with the situation by authorising a £20m share buyback, which is currently underway. The manager adds that with growth accelerating and a recently announced strategic partnership providing an avenue for the ongoing development of its pipeline, the outlook for the trust remains attractive, as does a well-covered dividend yield approaching 9%.

Focus on value accretive renewable investments

BSIF aims to pay shareholders an attractive return, principally in the form of regular sector-leading income distributions, by being invested primarily in solar energy assets located in the UK.

Year ended	Share price TR (%)	NAV total return (%)	Earnings per share (pence)	Dividend per share declared (pence)	Target dividend per share (pence)
30/06/2019	19.9	5.4	11.0	8.31	7.68
30/06/2020	5.1	12.8	12.0	7.90	7.90
30/06/2021	(4.1)	3.6	11.3	8.00	8.00
30/06/2022	15.1	32.7	12.0	8.20	8.16
30/06/2023	(2.5)	5.6	17.7	8.60	8.40

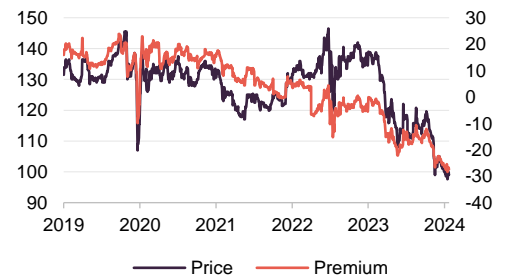
Source: Morningstar, Marten & Co

Sector	Renewable energy infrastructure
Ticker	BSIF LN
Base currency	GBP
Price	99.1p
NAV	136.46p
Premium/(discount)	(27.38%)
Yield ¹	8.9%

Note 1) based on target dividend of 8.8p for FY24

Share price and discount

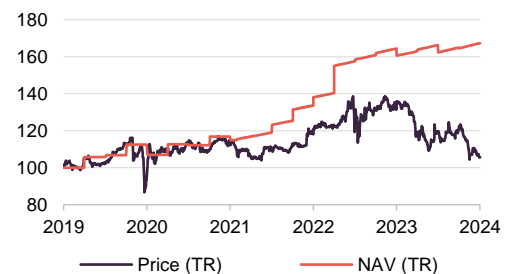
Time period 31/03/2019 to 22/04/2024



Source: Morningstar, Marten & Co

Performance over five years

Time period 31/03/2019 to 31/03/2024



Source: Morningstar, Marten & Co

NB: Marten & Co was paid to produce this note on Bluefield Solar Income Fund Limited by Marten & Co and it is for information purposes only. It is not intended to encourage the reader to deal in the security or securities mentioned in this report. Please read the important information at the back of this note. QuotedData is a trading name of Marten & Co Limited which is authorised and regulated by the Financial Conduct Authority. Marten & Co is not permitted to provide investment advice to individual investors categorised as Retail Clients under the rules of the Financial Conduct Authority.



Contents

Market Background	3
Interim results	5
Portfolio	8
Construction and development pipeline	9
Performance	10
Peer group comparison	11
Dividend	13
Premium/(discount)	13
Buybacks	14
Balance sheet	15
Fund profile	15
Previous publications	16

Domicile	Guernsey
Inception date	12 July 2013
Manager	Bluefield Partners
Market cap	601.4m
Shares outstanding (exc. treasury shares)	607.0m
Daily vol. (1-yr. avg.)	1.05m shares
Net gearing¹	41%
Note 1) loan to value - LTV	

[Click for our most recent note](#)



[Click for an updated BSIF factsheet](#)



[Click for BSIF's peer group analysis](#)



Analysts

Andrew Courtney
ac@quoteddata.com

James Carthew
jc@quoteddata.com

[Click to provide feedback to the company](#)



[Click if you are interested in meeting BSIF's managers](#)



BSIF's share price may be reflecting broader macro-economic conditions and negative sentiment surrounding UK companies and renewable energy infrastructure in particular

The positive news is headlined by February's inflation data, which was down sharply, falling to 3.4% from 4.2% the month prior

Market Background

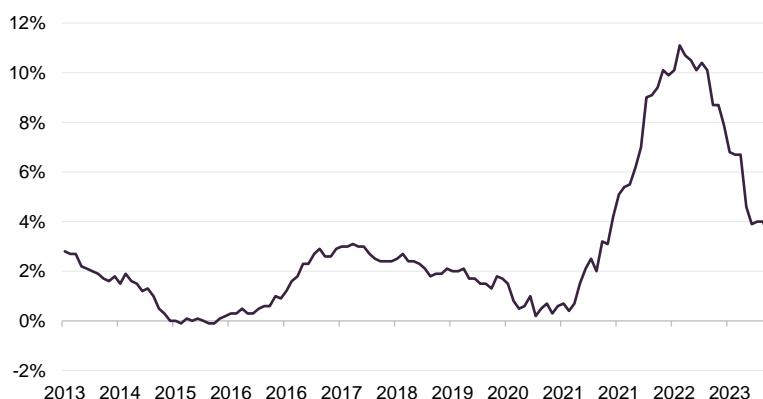
The manager says that the renewable energy sector has been a victim of the rapid rise in global interest rates that began back in 2022. At its peak, risk-free returns from government debt climbed above 5%, which it says impacted on the appeal of renewable energy assets. The manager added that compounding the issue was the rise in discount rates and financing costs, which weighed on the ability to drive capital returns. It says that these dynamics have added to the pain caused by the general underperformance of the entire UK equity market, which it says has suffered from slowing growth, stubborn inflation, and a lame duck government. This led to suggestions that the economy may be staring down the barrel of stagflation, it adds.

Improving outlook for the UK

The manager says that for the moment, the fortunes of the renewable energy sector appear tied to those of the broader economy and that given the challenges faced over the last 12 months, it was difficult to see where a positive catalyst might emerge from. However, in recent months it says we have seen some signs of improvement.

The manager notes that the positive news was headlined by continued progress on inflation which, after a steep decline in February, fell to 3.2% in March. The reading marking the slowest annual rate since September 2021. Promisingly, it says, the data shows many of the underlying components of the CPI index are also falling including the service sector figure which it says typically reflects domestic rather than imported pricing pressures.

Figure 1: UK inflation – CPI



Source: ONS

Promisingly, the manager highlights that steady wage growth suggests that we are beginning to see some stability in the labour market, and it says that sustained real earnings should provide a much-needed boost for GDP.

Even so, the manager believes economic growth remains a concern, and with the ECB still at the terminal, it says there appears to be considerable headroom to lower interest rates.

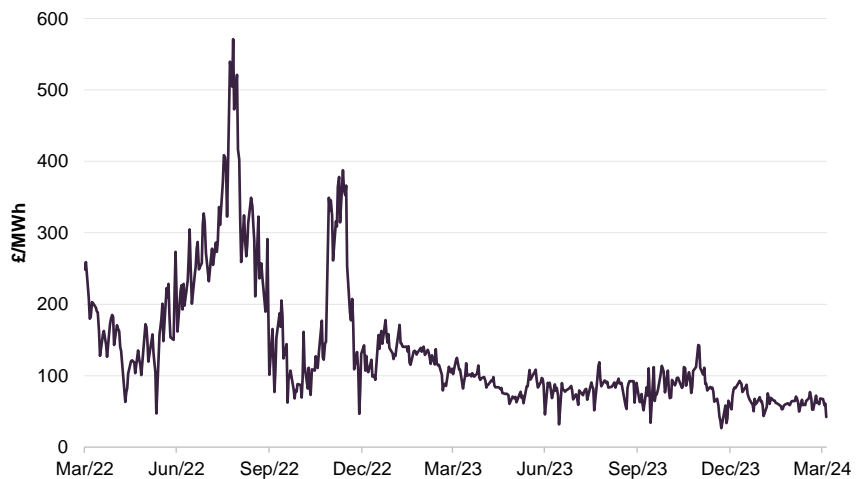
The manager says that with the renewable energy sector one of the worst-affected by the previous rise in rates, it was hoped that any easing of financial conditions

would result in a sustained uplift. However, despite gilt yields falling by almost 50 basis points from their peak, the share prices of both BSIF and the broader sector have continued to deteriorate. Because of this, the manager suggests that there may remain other factors at play.

Power Prices

One possible explanation, it says, is falling power prices. According to the manager, despite appearing to undergo a structural resight higher post-COVID, these have retreated from their highs, which has impacted on NAVs as medium to longer-term forecasts are reduced as shown in Figure 2.

Figure 2: UK baseload power prices



Source: Bloomberg

However, the manager says that BSIF has maintained strategies that greatly limit the impact of any power price volatility.

Figure 3: BSIF's PPA fixed prices versus average power price forecasts for same period as at 31 December 2023

	Jan 2024 £/MWh	Jul 2024 £/MWh	Jan 2025 £/MWh	Jul 2025 £/MWh
BSIF (portfolio weighted average contract price (£/MWh))	170.98	147.13	158.41	136.81
Blended average of independent forecasts	104.97	104.97	98.06	98.06

Source: Bluefield Solar Income Fund

The manager highlights that BSIF's strategy is to lock in power sale contracts for individual assets not covered by long-term contracts for periods between 12 and 36 months. It says that this helps to mitigate much of the volatility inherent in energy markets, which it comments has become particularly elevated in recent years due to escalating geopolitical tensions and ongoing supply disruptions. Entering into 2024, the company had more than 78% of its merchant revenue sold forward to March 2025, with the strategy securing power price fixes at levels that are materially higher than the latest industry forecaster expectations, as highlighted in Figure 3 below:

The manager says that in addition to its power price management, BSIF also benefits from a range of inflation-linked contracts, which account for almost two-thirds of the company's revenues. It says that this means that increases in RPI have the effect of boosting both earnings and the valuation of BSIF's assets. In combination with the company's price-fixing strategy, the manager comments that the structure provides both the advisors and investors with excellent visibility over BSIF's medium-term revenues. It says this also provides a hedge against an increasingly uncertain interest rate environment.

The manager says the success of these strategies is highlighted in the company's recent interim results with strong revenue growth and dividend cover well in excess of 2x. This, it adds, consolidates BSIF's position as arguably one of the more reliable income options for investors in the UK.

The manager observes that another potential overhang is the ongoing issues surrounding investment trust cost disclosures. The manager says there is currently a campaign to reform these regulations, which, it is hoped, will help improve sentiment towards the entire investment trust sector.

The manager thinks that with the UK's economic outlook steadily improving, and BSIF continuing to execute on its fundamental performance, current discounts could provide a very attractive entry point for a trust.

Interim results

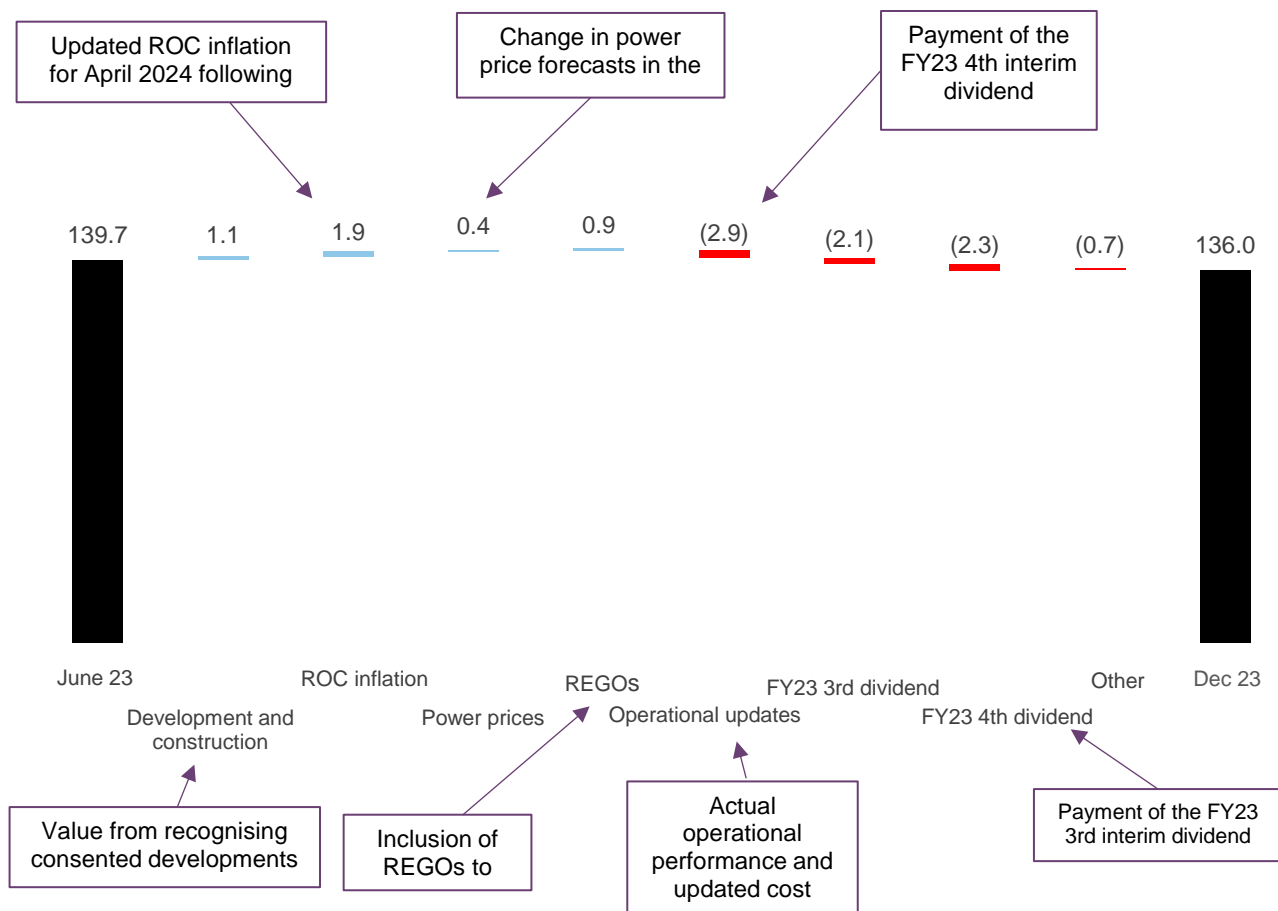
The manager highlights that BSIF has continued to generate solid returns despite its falling share price, saying the fundamentals of the portfolio are as good as they have ever been in the 10-plus years that the fund has been operating. The manager adds that the company's recent interim results, released on February 28 for the six-month period ending 31 December 2023, show no signs of this momentum slowing, with a number of record returns and a full-year outlook, which it says has continued to improve.

The manager continues that despite irradiation levels some 13% below those experienced in the second half of calendar 2022, the company's headline revenue return was £91.6m, a 17% year on year increase and more than double that of the equivalent period in 2021. Total funds available for distribution reached a record high of 70.2m and, as noted, dividend cover is now well in excess of 2x with a total dividend of almost 9%, one of the highest in the sector.

BSIF's NAV over the six-month period fell slightly from 139.7p at 30 June 2023 to 136.0p at 31 December 2023 with the positive impact of inflation and power price forecasting offset by dividend payments, highlighted in Figure 4.

BSIF's headline revenue return was 91.6m, a 17% year on year increase and more than double that of the equivalent period in 2021.

Figure 4: NAV Bridge for 6 months ended 31 December 2023



Source: Bluefield Solar Income Fund

Development pipeline

The manager says that the company has also maintained its focus on the build out of its development pipeline, the extent and value of which it says is significantly underappreciated by the market. During the second half of 2023, the company secured planning consents on 137MW of solar projects and 90MW of battery projects, while post period end one project of 50MW solar received consent. The wider pipeline grew to approximately 968MW of solar and 563MW of battery storage (with a full breakdown available on page 9 of this report). Of these developments, over 600MW are consented solar sites, with a significant share of this capacity holding valuable 15-year CPI indexed linked contracts.

The manager notes that these investments not only establish a significant growth ramp for BSIF, but also provide the portfolio with what it says is considerable financial flexibility. It adds that in the event that funding markets remain closed in the near term due to the company's stubborn discount and broader economic challenges, BSIF has the option to sell some of this pipeline to third parties. The manager says that with these assets predominantly held at consented value, such

a strategy could provide an immediate boost to NAV while generating additional liquidity for the portfolio to either refocus on other developments or pay down debt.

GLIL Infrastructure strategic partnership

The manager outlines that given the challenges present in the current market, the board has been evaluating how best to continue this development programme while maximising value for its shareholders over the long term. It says that having explored various options, BSIF has announced a Strategic Partnership with GLIL Infrastructure in December 2023. GLIL is a partnership of UK pension funds that invests into core UK infrastructure and has a £3bn portfolio of infrastructure assets.

It says that the partnership is a significant development and allows BSIF to deliver on a number of key areas. Primarily, it allows the company to maintain its investment momentum in what continues to be a difficult time for public infrastructure funds, it adds. The manager continues that the deal also increases the diversification of the company's revenue base, provides external validation of its assets, reduces debt, and creates additional liquidity for the fund.

It says the partnership can be broken down into three main phases, the first of which occurred post-period-end in January 2024, with BSIF investing £20m alongside £200m from GLIL to acquire a 247MW portfolio of UK solar assets from Lightsource bp. BSIF's ownership stake in the portfolio is 9%.

BSIF announced a Strategic Partnership with GLIL Infrastructure in December 2023

The Lightsource bp portfolio is predominantly diversified across southern and central England and comprises 58 operating sites: 184MW backed by feed in tariff subsidies, 15MW by renewable obligation certificates and two subsidy-free projects totalling 48MW. It says that through the period 2023 to 2035, the proportion of fixed and regulated revenues from the portfolio is projected to be approximately 80%. The acquisition raises the level of regulated revenues in the BSIF portfolio whilst also increasing the proportion of FiT income. The deal also facilitated a £10m repayment of BSIF's revolving credit facility, which is discussed on page 15.

The manager continues that phase 2 comprises a provisional agreement for GLIL to acquire a 50% stake in a portfolio of more than 100MW of BSIF's existing solar assets, at a price which is in line with the company's existing valuation. It says the proceeds of this partial sale will be used in part to fund BSIF's participation in the rollout of its development pipeline and, as appropriate, to reduce debt. This phase is expected to be completed in the first half of 2024.

The manager says that in phase 3, Bluefield Solar and GLIL intend via the strategic partnership to commit capital jointly to a selection of the company's development pipeline, assuming market conditions are supportive. It says the identified development assets are expected to be grid-connected over the next two to three years.

Altogether, the manager believes the relationship shapes as an important development at a crucial juncture for BSIF. It says that in an ideal world, the company would have the financial flexibility to develop some of these assets under its own steam. However, the manager notes that this is unrealistic given current conditions and the agreement appears to be the next best alternative, given the time pressures attached to some of the existing consents in BSIF's pipeline. It says the deal also removes some of the development risk associated with the pipeline at a time when the industry has been faced with dramatic cost blowouts. The manager

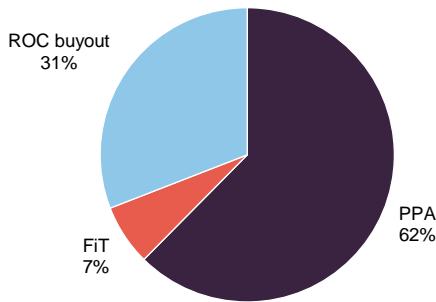
also adds that the added financial flexibility should allow the company to achieve keen pricing on any future projects given discounts across the rest of the sector.

Portfolio

BSIF operational portfolio as of 31 December 2023, consisted of 812.6MW, which was made up of 754.2MW solar and 58.4MW onshore wind. This encompasses 129 solar PV projects (87 large-scale sites, 39 micro-sites and three rooftop sites), six wind farms and 109 single-stick wind turbines, spread across England, Wales, Scotland and Northern Ireland.

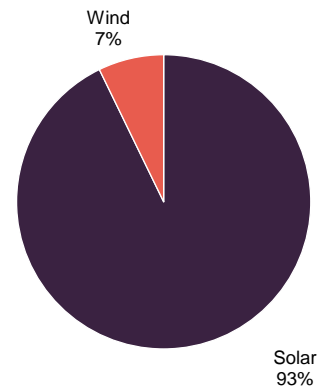
During the period to 31 December 2023, the combined solar and wind portfolio generated an aggregated total of 376.05GWh (31 December 2022: 391.8GWh), representing a generation yield of 462.8 MWh/MW (31 December 2022: 511.4MWh/MW)

Figure 5: Revenue by type as at 31 December 2023



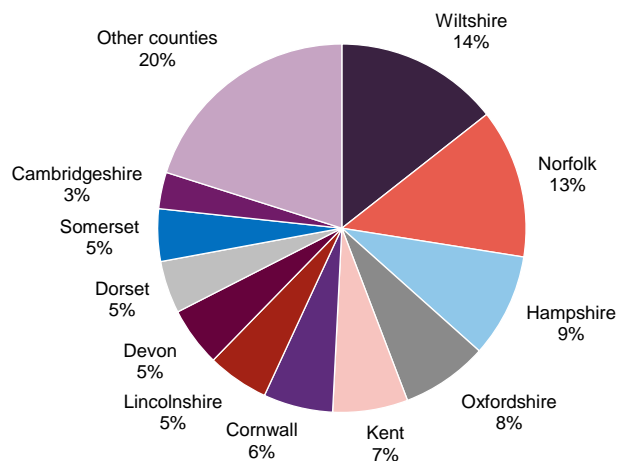
Source: Bluefield Solar Income Fund

Figure 6: Technology split as at 31 December 2023



Source: Bluefield Solar Income Fund

Figure 7: Locations of BSIF's solar plants at 31 December 2023



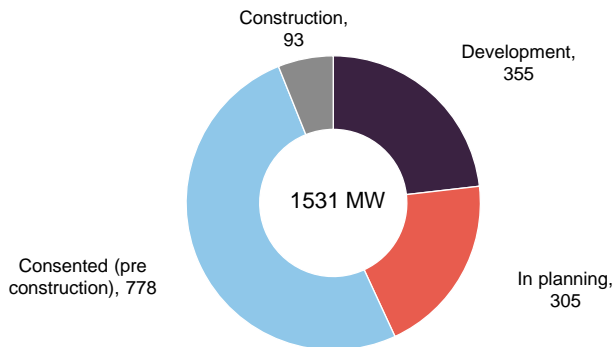
Source: Bluefield Solar Income Fund, Marten & Co

Construction and development pipeline

The manager says that BSIF also maintains a sizeable pipeline of assets. As of 31 December 2023, this stood at a total of 1,531MW, made up of 968MW of solar and 563MW of battery storage. As Figure 8 shows, this is broken down into various stages of development, noting that BSIF has a 5% investment limit in pre-construction development stage activities, of which less than 1% is currently committed.

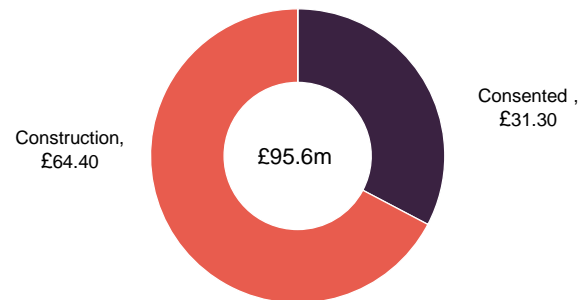
Figure 9 highlights the current value of the construction projects and consented projects in the BSIF valuation. Currently, no value is attributed to projects without planning consent. The manager says that once developments receive planning consent and move from the development stage to pre-construction, the investment adviser believes it is appropriate to reflect this change in the company valuation. It says that at this point in their lifecycle, the projects will have received all the necessary planning consents, land rights and valid grid connection offers and so, it says, have discernible value beyond the direct costs of development.

Figure 8: Development pipeline (MW)



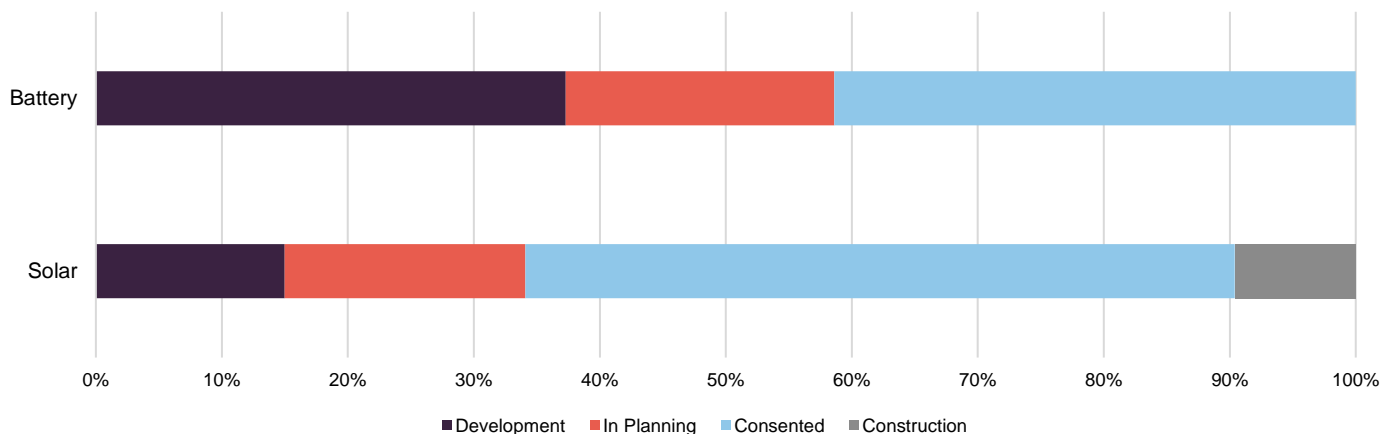
Source: Bluefield Solar Income Fund

Figure 9: Development Pipeline value (£m)



Source: Bluefield Solar Income Fund

Figure 10: Project progress by technology



Source: Bluefield Solar Income Fund

Performance

The manager notes that of all the AIC investment trust sectors, renewable energy infrastructure has been one of the hardest hit by the economic challenges faced by the UK over the last few years. In many cases, it says, a degree of repricing was justified given the extent of the inflation surge and the ensuing tightening of monetary policy which took place over 2022 and 2023. It says that many companies in the sector reliant on debt financing and without sufficient cashflows have seen their share prices fall dramatically, with median sector discounts at one point falling through 30%.

The manager says that for the most part, BSIF had managed to steer clear of the carnage, operating throughout this period with one of the narrowest discounts in the entire sector. It says this was a reflection of the resilience of the portfolio and the ability of its advisors to navigate what it says has been one of the most challenging and uncertain periods of the company's 11-year history.

The manager adds that little has changed in that regard and says that the trust's fundamentals have remained just as good as ever. Despite this, the manager notes that the discount has continued to widen, particularly since the end of 2023. Unfortunately, it says, there does not appear to be a particular catalyst driving the recent selloff. As shown in Figure 12, the company has outperformed its peer group median over the past 12 months, which the manager says suggests that the recent fall is driven more by market sentiment than any fundamental weakness.

Figure 11: BSIF NAV and share price total return over five years to 31 March 2024



Source: Morningstar, Marten & Co

Figure 12: BSIF cumulative total return performance over periods ending 31 March 2024

	3 months (%)	6 months (%)	1 year (%)	3 years (%)	5 years (%)
BSIF NAV	1.6	3.0	4.1	45.7	67.3
BSIF price return	(13.7)	(11.8)	(22.3)	(6.0)	5.6
Peer group ¹ median NAV	1.5	1.1	1.5	35.8	52.2
Peer group ¹ median price	(9.8)	(9.4)	(22.7)	(10.1)	6.8

Source: Morningstar, Marten & Co. Note 1) peer group comprises the constituents of the AIC's renewable energy infrastructure sector

Peer group comparison

Figure 13: AIC renewable energy infrastructure sector comparison table, as at 23 April 2024

	Market cap (£m)	Premium/ (discount) (%)	Yield (%)	Ongoing charge (%)
Bluefield Solar Income	619	(25.3)	8.6	1.00
Aquila Energy Efficiency	63	(32.9)	8.7	-
Aquila European Renewables Income	234	(27.3)	7.7	1.10
Atrato Onsite Energy	113	(18.7)	7.3	1.80
Downing Renewables & Infrastructure	131	(37.5)	7.9	1.60
Ecofin US Renewables Infrastructure	58	(39.3)	6.7	1.80
Foresight Solar	494	(28.0)	8.8	1.15
Gore Street Energy Storage Fund	314	(43.2)	12.1	1.37
Greencoat Renewables	843	(23.8)	7.9	1.18
Greencoat UK Wind	3248	(13.6)	7.1	0.92
Gresham House Energy Storage	262	(64.8)	12.0	1.18
Harmony Energy Income	100	(57.7)	0.2	-
HydrogenOne Capital Growth	59	(55.8)	0.0	2.56
JLEN Environmental	609	(22.0)	8.2	1.18
NextEnergy Solar	441	(31.0)	11.2	1.06
Octopus Renewables Infrastructure	399	(33.7)	8.5	1.16
Renewables Infrastructure Group	640	(35.2)	10.6	1.02
SDCL Energy Efficiency Income	2480	(22.2)	7.5	1.04
Triple Point Energy Efficiency Infrastructure	68	(29.2)	8.1	1.94
US Solar Fund	121	(42.2)	12.5	1.39
VH Glob Sustainable Energy Opps	284	(40.6)	8.2	1.39
Peer group median	284	(32.9)	8.2	1.18
BSIF rank	5/21	6/21	8/21	2/19

Source: Morningstar, Marten & Co

You can access up-to-date information on BSIF and its peers on the [QuotedData](#) website.

There are now 22 companies that make up the AIC's renewable energy sector, although we have removed the Asia Energy Impact Trust (formerly Thomas Lloyd Energy Impact) from our analysis, given that its shares were suspended for much of the past year.

The manager notes that of these companies, most are focused on solar or wind or some combination of the two; however, it says, there are several more-targeted funds which provide a different risk profile to BSIF. Three focus exclusively on battery storage assets. Three funds are focused on energy efficiency projects. Two funds invest exclusively in US projects, which it says tend to have long-term PPAs. One invests in hydrogen-related assets and has more of a capital growth focus.

The manager highlights that BSIF is a large, liquid fund, offering an attractive yield, adding that it has one of the most competitive ongoing charges ratios within the peer group.

Figure 14: AIC renewable energy infrastructure sector NAV performance comparison table, periods ending 31 March 2024

	3 months (%)	6 months (%)	1 year (%)	3 years (%)	5 years (%)
Bluefield Solar Income	1.6	3.0	4.1	45.7	67.3
Aquila Energy Efficiency	(2.6)	(1.3)	(2.0)	n/a	n/a
Aquila European Renewables Income	0.0	(4.2)	(8.2)	14.0	n/a
Atrato Onsite Energy	1.5	1.1	3.8	n/a	n/a
Downing Renewables & Infrastructure	1.1	2.9	7.3	n/a	n/a
Ecofin US Renewables Infrastructure	2.0	(5.9)	(7.5)	n/a	n/a
Foresight Solar	1.6	3.5	1.5	55.8	48.9
Gore Street Energy Storage Fund	1.8	1.0	4.1	38.2	n/a
Greencoat Renewables	0.2	0.7	4.7	35.8	46.1
Greencoat UK Wind	1.6	1.8	4.3	57.6	75.6
Gresham House Energy Storage	0.6	1.9	(2.0)	59.8	n/a
Harmony Energy Income	(9.3)	(7.2)	(12.2)	n/a	n/a
HydrogenOne Capital Growth	0.0	1.5	3.0	n/a	n/a
JLEN Environmental	1.7	3.2	3.4	56.8	58.1
NextEnergy Solar	2.0	3.4	1.5	33.9	36.5
Octopus Renewables Infrastructure	1.4	1.8	4.0	26.9	n/a
Renewables Infrastructure Group	1.8	(7.5)	(4.8)	5.1	n/a
SDCL Energy Efficiency Income	1.5	0.3	0.1	32.7	52.2
Triple Point Energy Efficiency Infrastructure	1.5	0.8	1.2	n/a	n/a
US Solar Fund	2.8	(7.4)	(13.6)	5.7	n/a
VH Glob Sustainable Energy Opps	1.2	13.0	9.0	n/a	n/a
Peer group median	1.5	1.1	1.5	35.8	52.2
BSIF rank	7/21	5/21	5/21	5/13	3/7

Source: Morningstar, Marten & Co

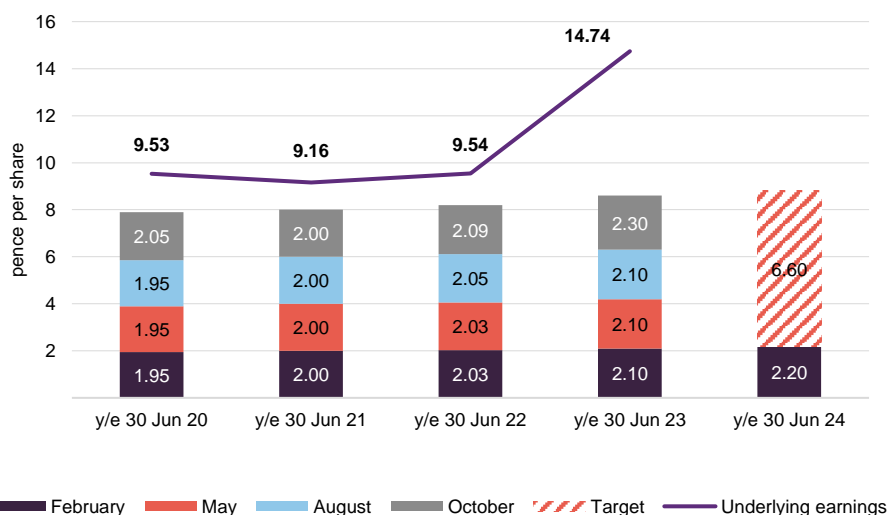
The manager notes that BSIF has remained one of the most consistent performers in terms of NAV growth across the entire sector, both long-term and more recently.

Notably, it says, the NAV performance has been steady despite the selloff in the company's shares over the last 12 months, with the discount compounded by the 4.1% NAV return.

Dividend

BSIF pays quarterly dividends. For a given financial year, the first interim dividend is paid in February, with the second, third and fourth interims paid in May, August and October/November respectively (dividends are usually declared the month before payment).

Figure 15: BSIF's dividend history



Source: Bluefield Solar Income Fund, Marten & Co

In the 2023 financial year, BSIF paid a total of 8.6p, 0.2p ahead of the target dividend following a jump in its underlying earnings. The manager says that within its peer group, BSIF has consistently delivered the highest dividend on a pence per share basis (or euro equivalent).

The target dividend for FY24 has been set at not less than 8.8p, an increase of 2.3% on the total dividend for FY23. The manager notes that whilst this may look like a small uplift in the context of recent adjustments, the existing dividend remains one of the highest in the sector. In addition, it says, given current challenges present in funding markets, there are obvious long-term benefit to shareholders if BSIF balances underlying and carried earnings between dividend payouts and other uses of capital such as the development of its pipeline. The manager adds that the nature of the current discount presents an opportunity to buyback shares.

Premium/(discount)

The manager notes that this is the first period in the company's history where it has traded at a sustained discount. Early in 2023, it says, a period of positive

performance saw shares trade close to par before a sharp decline over the next 12 months resulted in the discount widening to 27% at the time of publishing. The manager says that the sell-off became particularly steep at the beginning of 2024. It says there is no clear fundamental justification for this move, which has gone well past the mechanical impact of rising rates.

The manager says that whilst this remains unfortunate for both the advisors and investors, it is not uncommon for markets to overshoot in either direction. It believes that given the ongoing execution of the trust, and the efforts of the advisory team to ensure the long-term health of its portfolio through strategies including the new GLIL partnership, investors should remain confident. that BSIF's fortunes will improve.

Figure 16: BSIF premium/(discount) from 31 March 2019 to 31 March 2024



Source: Morningstar, Marten & Co

Buybacks

The manager notes that the recent sell-off has prompted the BSIF board to announce a share buyback programme, to which an initial £20m has been allocated. This commenced following the publication of the company's interim report on 28 February 2024. Going forward, the manager says that BSIF's capital allocation policy is under regular review, with the marginal benefit of buybacks evaluated against the merits of further investment in its existing assets, pipeline, and debt repayment. For the moment, it says that buybacks remain an effective use of capital given current discounts.

Balance sheet

The manager notes that since its 2013 IPO, BSIF has focused on a simple and deliberate strategy of ensuring, outside of its revolving credit facility, that all debt within the structure is secured at portfolio level with fixed interest rates on fully amortising terms. As of 31 December 2023, the current average cost of debt is c.3.5% on £410m of long-term borrowings, which the manager says highlights that the company continues to be well insulated from today's higher-interest-rate environment. Notably, it says, whilst BSIF has a modest amount of index-linked debt, it also has significant levels of RPI-linked revenues, leaving the company a net beneficiary of inflation.

At the group balance sheet level, BSIF has access to a £210m revolving credit facility and an uncommitted accordion feature that allows for a further £30m of borrowing. This facility matures in May 2025 and is provided by Lloyds Bank, RBS International, and Santander UK. The cost of this is 190bps over SONIA. As at 31 December 2023, the company had drawn £167m from its RCF. This is a reduction of £10m from our last note, which was published in October 2023 following a repayment stemming from the GLIL partnership.

Fund profile

BSIF is a Guernsey-domiciled sterling fund, with a premium main market listing on the London Stock Exchange (LSE). At launch on 12 July 2013, it focused primarily on acquiring and managing a diversified portfolio of large-scale (utility-scale) UK-based solar energy assets, to generate renewable energy for periods of typically 25 years or longer. BSIF owns and operates one of the UK's largest diversified portfolios of solar assets, with a combined installed power capacity of 813MWp.

In July 2020, shareholders approved proposals to expand the remit and BSIF began making investments in onshore wind and energy storage projects soon after.

BSIF's primary objective is to deliver to its shareholders stable, long-term sterling income via quarterly dividends. The majority of the group's revenue streams are regulated and non-correlated to the UK energy market.

The underlying investments are held in SPVs which, in turn, are held through BSIF's wholly-owned and UK-domiciled portfolio holding company, Bluefield Renewables 1 Ltd (BR1).

Bluefield Partners LLP – an experienced investment adviser

Bluefield Partners LLP was established in 2009 as an investment adviser to companies and funds investing in solar-energy infrastructure. It has been BSIF's investment adviser since launch. Its business comprises the investment adviser, an asset manager (Bluefield Services Ltd), a maintenance manager (Bluefield Operations Ltd), a solar project developer (Bluefield Development) and a construction management services division for new build projects (Bluefield Construction Management Ltd).

BSIF is designed for investors looking for a high level of income with regular distributions.

Further information regarding BSIF can be found at:
www.bluefieldsif.com

Previous publications

Readers interested in further information about BSIF may wish to read our previous notes (details are provided in Figure 17 below). You can read the notes by clicking on them in Figure 17 or by visiting our website.

Figure 17: QuotedData's previously published notes on BSIF

Title	Note type	Date
Walking on sunshine	Initiation	7 February 2019
On the offensive	Update	20 April 2021
Transformational deal	Annual overview	1 July 2021
Executing on revised objective	Update	15 December 2021
Politicians cloud otherwise bright future	Annual overview	12 January 2023
Record year supports growth strategy	Update	2 October 2023

Source: Marten & Co



IMPORTANT INFORMATION

Marten & Co (which is authorised and regulated by the Financial Conduct Authority) was paid to produce this note on Bluefield Solar Income Fund Limited.

This note is for information purposes only and is not intended to encourage the reader to deal in the security or securities mentioned within it.

Marten & Co is not authorised to give advice to retail clients. The research does not have

regard to the specific investment objectives financial situation and needs of any specific person who may receive it.

The analysts who prepared this note are not constrained from dealing ahead of it but, in practice, and in accordance with our internal code of good conduct, will refrain from doing so for the period from which they first obtained the information necessary to prepare the note

until one month after the note's publication. Nevertheless, they may have an interest in any of the securities mentioned within this note.

This note has been compiled from publicly available information. This note is not directed at any person in any jurisdiction where (by reason of that person's nationality, residence or otherwise) the publication or availability of this note is prohibited.

Accuracy of Content: Whilst Marten & Co uses reasonable efforts to obtain information from sources which we believe to be reliable and to ensure that the information in this note is up to date and accurate, we make no representation or warranty that the information contained in this note is accurate, reliable or complete. The information contained in this note is provided by Marten & Co for personal use and information purposes generally. You are solely liable for any use you may make of this information. The information is inherently subject to change without notice and may become outdated. You, therefore, should verify any information obtained from this note before you use it.

No Advice: Nothing contained in this note constitutes or should be construed to constitute investment, legal, tax or other advice.

No Representation or Warranty: No representation, warranty or guarantee of any kind, express or implied is given by Marten & Co in respect of any information contained on this note.

Exclusion of Liability: To the fullest extent allowed by law, Marten & Co shall not be liable for any direct or indirect losses, damages, costs or expenses incurred or suffered by you arising out of or in connection with the access to, use of or reliance on any information contained on this note. In no circumstance shall Marten & Co and its employees have any liability for consequential or special damages.

Governing Law and Jurisdiction: These terms and conditions and all matters connected with them, are governed by the laws of England and Wales and shall be subject to the exclusive jurisdiction of the English courts. If you access this note from outside the UK, you are responsible for ensuring compliance with any local laws relating to access.

No information contained in this note shall form the basis of, or be relied upon in connection with, any offer or commitment whatsoever in any jurisdiction.

Investment Performance Information: Please remember that past performance is not necessarily a guide to the future and that the value of shares and the income from them can go down as well as up. Exchange rates may also cause the value of underlying overseas investments to go down as well as up. Marten & Co may write on companies that use gearing in a number of forms that can increase volatility and, in some cases, to a complete loss of an investment.

QuotedData is a trading name of Marten & Co, which is authorised and regulated by the Financial Conduct Authority.

50 Gresham Street, London EC2V 7AY
0203 691 9430

www.QuotedData.com

Registered in England & Wales number 07981621,
2nd Floor Heathmans House,
19 Heathmans Road, London SW6 4TJ

Edward Marten (em@quoteddata.com)

Nick Potts (np@quoteddata.com)

Colin Edge (ce@quoteddata.com)

Eiman Ali (ea@quoteddata.com)

Aiman Shaikh (as@quoteddata.com)

INVESTMENT COMPANY RESEARCH:

Matthew Read (mr@quoteddata.com)

James Carthew (jc@quoteddata.com)

David Johnson (dj@quoteddata.com)

Andrew Courtney (ac@quoteddata.com)

Richard Williams (rw@quoteddata.com)